

wordpower™
and
picture Wordpower™

*Word-based Vocabularies for
Accent® AAC devices*



Copyright © 2018
Nancy L. Inman, M.A.T., CCC-SLP
Speech-Language Pathologist

Acknowledgments

Thank you to those who have supported *WordPower* over the years. Thanks to Prentke Romich for all of the nice new features in the new Accent devices. It has been a pleasure completing this project and working to enhance the *WordPower* and *Picture WordPower* vocabularies.

Nancy L. Inman

Table of Contents

| | |
|-----------------------------------------------------------------------------------------------|-----------|
| <i>Memory Transfer</i> | <i>1</i> |
| <i>Welcome to WordPower</i> | <i>3</i> |
| <i>What is WordPower?</i> | <i>6</i> |
| <i>Overlay Design</i> | <i>7</i> |
| | |
| <i>144 & 84-WordPower/Picture WordPower with Keyboard</i> | |
| <i>144 & 84-Scanning WordPower</i> | |
| 1) <i>Tutorial</i> | <i>8</i> |
| 2) <i>Practice Sentences</i> | <i>17</i> |
| | |
| <i>84-WordPower & 84-Picture WordPower</i> | |
| 1) <i>Tutorial</i> | <i>21</i> |
| 2) <i>Practice Sentences</i> | <i>30</i> |
| | |
| <i>45-WordPower, 45-Picture WordPower, 60-WordPower, 60-Picture WordPower</i> | |
| 1) <i>Tutorial</i> | <i>33</i> |
| 2) <i>Practice Sentences</i> | <i>42</i> |
| | |
| <i>45 and 60-Picture WordPower with Phrases & Categories, 28-Picture WordPower</i> | |
| 1) <i>Tutorial</i> | <i>46</i> |
| 2) <i>Practice Sentences</i> | <i>48</i> |
| | |
| <i>60-Picture WordPower Enhanced</i> | |
| 1) <i>Tutorial</i> | <i>51</i> |
| 2) <i>Practice Sentences</i> | <i>54</i> |
| | |
| <i>28-Picture WordPower</i> | |
| 1) <i>Tutorial</i> | <i>46</i> |
| 2) <i>Practice Sentences</i> | <i>48</i> |
| | |
| <i>36-Picture WordPower</i> | |
| 1) <i>Tutorial</i> | <i>55</i> |
| 2) <i>Computer Access for 36-Picture WordPower</i> | <i>60</i> |
| | |
| <i>Customizing WordPower Vocabulary</i> | |
| <i>Modify Pages</i> | <i>64</i> |
| <i>Add words to the Word Predictor</i> | <i>64</i> |
| <i>Pronunciation Dictionary</i> | <i>65</i> |
| | |
| <i>Computer Access</i> | <i>65</i> |

| | |
|------------------------------------------------------------------------------------------------------------|-----------------|
| <i>(Computer Access specifically for 36-Picture WordPower</i> | <i>_____ 60</i> |
| <i>Therapy Materials</i> (www.inmaninnovations.com) | <i>_____ 72</i> |
| <i>Credits</i> | <i>_____ 73</i> |

Loading WordPower vocabulary into your Accent

If you purchase *WordPower* along with your *Accent*, Prentke Romich will load the *WordPower* software into your device before shipping. There are fifteen *WordPower* vocabularies. To find them all, use the directions below.

Replace User Area

➡ Important Note! When you replace the vocabulary in your User Area with a different one, your device erases your Area and then places the new vocabulary into it. Any custom vocabulary (messages and words that you have added to your current vocab) will be lost if you replace your User Area. If you want to save your vocabulary, perform a **Memory Transfer** (see below) before replacing the Area.

If you want to replace the vocabulary you have been using with a different vocabulary in the **same User Area**, you must first select the vocabulary you are **currently** using. When you have selected your current User Area, you will see the **Replace With** screen.

➡ If you are replacing a vocabulary in an Area you are not currently using, you will not see the Replace With menu.


Each option on the **Replace With** screen offers you a number of different vocabularies to choose from. When you select the vocabulary you want you will see a warning box that tells you your current Area will be erased and gives you the opportunity to continue (YES) or to cancel (NO). If you continue, you are asked to type “Replace” and then select **OK** on your spelling page. Your original vocabulary will be replaced with the one you just selected.

* There are fifteen ***WordPower*** vocabularies:

- 144-WordPower ***
- 144-Scanning WordPower ***
- 84-WordPower
- 84-Picture WordPower
- 84-WordPower – No Keyboard
- 84-Picture WordPower – No Keyboard
- 84-Scanning WordPower
- 60-WordPower
- 60-Picture WordPower
- 60-WordPower with Keyboard
- 60-Picture WordPower Enhanced ***
- 60-Picture WordPower with Phrases and Categories
- 45-WordPower
- 45-Picture WordPower
- 45-Picture WordPower with Phrases and Categories

*** **New vocabularies**

Memory Device Transfer using a USB Storage Card

To load your device using the Memory device with a USB , follow these directions:

1. Connect the USB memory device to the rectangular USB port on the side of the Accent.
2. Go to the TOOLBOX and open the TRANSFER MEMORY MENU.
3. The MTI Method should be set for AUTO. If the USB device is securely in place, you will see a note telling you Disk Status: READY and the amount of space available on the card. It may take a few seconds for the Option name to change in the box after you select an up or down arrow.
4. Now select the memory transfer option to “Load Entire Device Contents” or “Load One User.”
5. You will see a message box telling you when the transfer is completed.

Welcome to WordPower™

WordPower™ for Accent includes the following seventeen vocabularies:

****Note:** Accent devices only contain six Users at one time. You will have to load each of the vocabularies listed below individually.

1) **144-WordPower™** – word-based vocabulary

- 144 locations
- computer access – internal and external
- designed for individuals with literacy



2) **144-Scanning WordPower™** – word-based vocabulary

- 144 locations scanning vocabulary
- computer access - internal and external
- designed for individuals with literacy needing scanning



3) **84-WordPower™ with Keyboard** – word and text-based vocabulary application program

- 84 locations
- low-tech manual board
- computer access – internal and external
- designed for individuals with literacy



4) **84-Picture WordPower™ with Keyboard** – word and picture-based vocabulary application

- 84 locations
- computer access – internal and external
- designed for individuals with literacy who benefit from picture symbol support on the core vocabulary



5) **84-Scanning WordPower™** – word and picture-based vocabulary application program

- 84 locations scanning vocabulary
- computer access - internal and external
- designed for individuals with literacy needing scanning



6) **84-WordPower™** – word-based vocabulary

- 84 locations
- computer access - internal and external
- designed for individuals with literacy, who do not benefit from the keyboard on the main page
- arranged for direct selection and scanning



7) **84-Picture WordPower**™ – word and picture-based vocabulary

- 84 locations
- computer access - internal and external
- designed for individuals with at least beginning level literacy who don't benefit from the keyboard on main page
- arranged for direct selection and scanning



8) **60-WordPower**™ – word-based vocabulary

- 60 locations
- computer access – internal and external
- designed for individuals with literacy
- arranged for direct selection and scanning



9) **60-Picture WordPower**™ – word and picture-based vocabulary application program

- 60 locations
- computer access – internal and external
- designed for individuals with beginning level literacy
- arranged for direct selection and scanning



***New** 10) **60-Picture WordPower Enhanced**™ – word-based vocabulary

- 60 locations
- direct links from some core verbs to related categories
- core vocabulary incorporated into semantic categories
- designed for pre-literate and literate individuals



11) **60-WordPower with Keyboard**™ – word-based vocabulary

- 60 locations with keyboard and word prediction on main pg.
- computer access – internal and external
- designed for individuals with literacy
- arranged for direct selection and scanning



12) **60-Picture WordPower Phrases and Categories**™ – phrase and category-based vocabulary application program

- 60 locations
- computer access – internal
- designed for individuals who are unable to use a word-based vocabulary design, but are able to generate novel thoughts using carrier phrases and semantic categories
- arranged for direct selection and scanning



13) **45-WordPower™** – word-based vocabulary application program

- 45 locations
- computer access
- designed for individuals with literacy
- arranged for direct selection and scanning



14) **45-Picture WordPower™** – word and picture-based vocabulary application program

- 45 locations
- computer access – internal and external
- designed for individuals with beginning level literacy
- arranged for direct selection and scanning



15) **45-Picture WordPower Phrases and Categories™** – phrase and category-based vocabulary application program

- 45 locations
- designed for individuals who are unable to use a word-based vocabulary design, but are able to generate novel thoughts using carrier phrases and semantic categories
- arranged for direct selection and scanning




***New** 16) **36-Picture WordPower™** – phrase & word-based vocabulary

- 36 locations – plenty of symbol support
- direct links from some core verbs to related categories
- core vocabulary incorporated into semantic categories
- designed for individuals needing a small number of cells
- popular preschool books pages for fun and assistance with assistance with learning AAC vocabulary
- computer access - internal and external



***New** 17) **28-Picture WordPower™** – phrase & category-based vocabulary

- 28 locations – plenty of symbol support
- designed for individuals who benefit from available carrier phrases and categories on the main page
- phrases and full sentence generation
- designed for individuals needing a small number of cells
- pre-literate and literate individuals can use this vocabulary



What is WordPower?

WordPower software is a unique vocabulary design for an augmentative/alternative communication device. *WordPower* combines the features of core vocabulary, spelling and word prediction. The system takes advantage of the fact that while we may have a normal speaking vocabulary of between 10,000 and 40,000 words, a core of just 100 words accounts for approximately 50 percent of words spoken. Kucera and Francis' 1967 study, which analyzed written language samples for word frequency, revealed the following:

- The top 10 words account for 24 percent of written text
- The top 50 words account for 41.2 percent of written text
- The top 100 words account for 48.1 percent of written text

The following is a sample of those frequently occurring words:

| | | | | | |
|----|----|-----|-----|------|------|
| I | to | you | the | that | have |
| a | it | my | and | of | will |
| in | is | me | on | do | was |

Words such as these are repeated over and over throughout our language. *WordPower* uses these 100+ core words in conjunction with spelling and word prediction. Word prediction systems have provided more and more advantages in the last few years including features such as grammatical prediction, frequency, recency, and the ability to easily add words.

WordPower was originally designed for an individual in need of an augmentative communication device based on words. A vocabulary based on pre-stored sentences would not meet his communication needs. Though he could see the advantage of a picture-based system with symbol sequencing, he did not want to learn the complex language coding system. At the same time, he wanted more than a system based on spelling and word prediction. *WordPower* provided him a fast and efficient language, with minimal time and effort required for learning the system.

The core words of *WordPower* are categorized, color-coded and alphabetized for easy access. The main semantic categories include:

| | | |
|---------------------|-----------------------------|------------------|
| Questions | Interjections | Pronouns |
| Negatives | Helping verbs | Verbs |
| Articles | Prepositions & conjunctions | Describing words |
| Indefinite pronouns | Time words | |

WordPower Overlay Design

WordPower was originally inspired by a man communicating with the green “Talking Board,” a word and letter based low-tech board (Ghora Khan Groto, Incorporated, 1988). This is a communication board consisting of high frequency words and spelling. The arrangement of the board is consistent with the Fitzgerald Key format and is laid out as follows:

| | | |
|-------------------------------------|-------|-------------------------------|
| Pronouns/ Articles/ Questions | Verbs | Prepositions/ Conjunctions |
| Alphabet | | Adjectives/ Adverbs |

The design of *WordPower* also used the Fitzgerald Key arrangement. The Fitzgerald format follows a left to right linguistic order. Question words and pronouns are positioned on the left of the display, followed by action words, and then descriptors (Fitzgerald, 1954).

The *WordPower* overlay was color coded according to the general guidelines set forth in the Picture Communication Symbols Book that indicated that people and personal pronouns should be coded with yellow, and verbs should be coded in green (Roxanna Mayer-Johnson, 1989).

WordPower is a word-based vocabulary program. Bruce Baker’s innovative work in the 1980’s demonstrated the effectiveness of word-based core vocabulary using grammatical and semantic codes (Bruce Baker, Words Strategy 1988). Baker showed that a generative and fluent language system was possible for the augmented communicator through the encoding of single words and phrases.

The word list used to construct the *WordPower* overlay was derived from a study completed in 1984 which looked at the five hundred most frequently occurring words in the language as produced by five adult AAC users (Beukelman, D., Yorkston, K., Poblete, M., and Naranjo, C. 1984).

With these practices in mind, the *WordPower* overlay was designed. The QWERTY keyboard was positioned at the top of the board so as to provide close proximity between the spelling board and the word prediction keys. The *WordPower* word list was then categorized, color-coded and alphabetized in order to facilitate efficiency and ease in locating the items.



144-WordPower

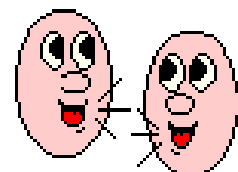
84-WordPower w Keyboard

84-Picture WordPower w Keyboard

144-Scanning WordPower

84-Scanning WordPower

Vocabulary Tutorial



144 & 84-WordPower & Pic WordPower w Keyboard Vocabulary Tutorial

- *144-WordPower*
- *144-Scanning WordPower*
- *84-WordPower w Keyboard*
- *84-Picture WordPower w Keyboard*
- *84-Scanning WordPower*

Let's get to know the WordPower and Picture WordPower vocabulary design

1) Category Links



*****Take time to explore the categories accessed by these linking keys***

- | | |
|------------------|--------------------------------------------------------------------------------------------------------------------------------------------------------|
| a – QUESTIONS | Question words. Words often lead to word completion options or logical next words. A smart “?” or smart “!” will add punctuation and speak a sentence. |
| b – DESCRIBE | Two pages of describing words, alphabetized and coded by opposites. Includes colors and access to FEELINGS and WEATHER categories. |
| c – ACTIONS | Verbs programmed in alphabetical order. The QWERTY keyboard opens up pages of actions categorized by initial letter. |
| d – TIME | Time related words. “Today is...” etc. opens a set up pages for telling the date. |
| e – PEOPLE | A page set up to be customized with names of friends and family. |
| f – PLACES | Common places programmed by subcategories of buildings , home , outside , and school . |
| g – GROUPS | A page of semantic categories, etc. |
| h – SOCIAL | Greetings, interjections, personal information, and social questions. |
| i – DEVICE-TOOLS | Accent Tools Camera – built in Window Shut down Environmental controls Speech on and off Volume control Beep on and off |

Brighter and darker contrast/backlighting

Word prediction (add a word to the word predictor)

Pronunciation dictionary (add a word to the pronunciation dictionary)

Computer access on/off

Links to:

- Calculator
- Notebooks
- MP3 Player
- Photo Fun
- PRC Visual Scenes
- Arrow keys
- Call button

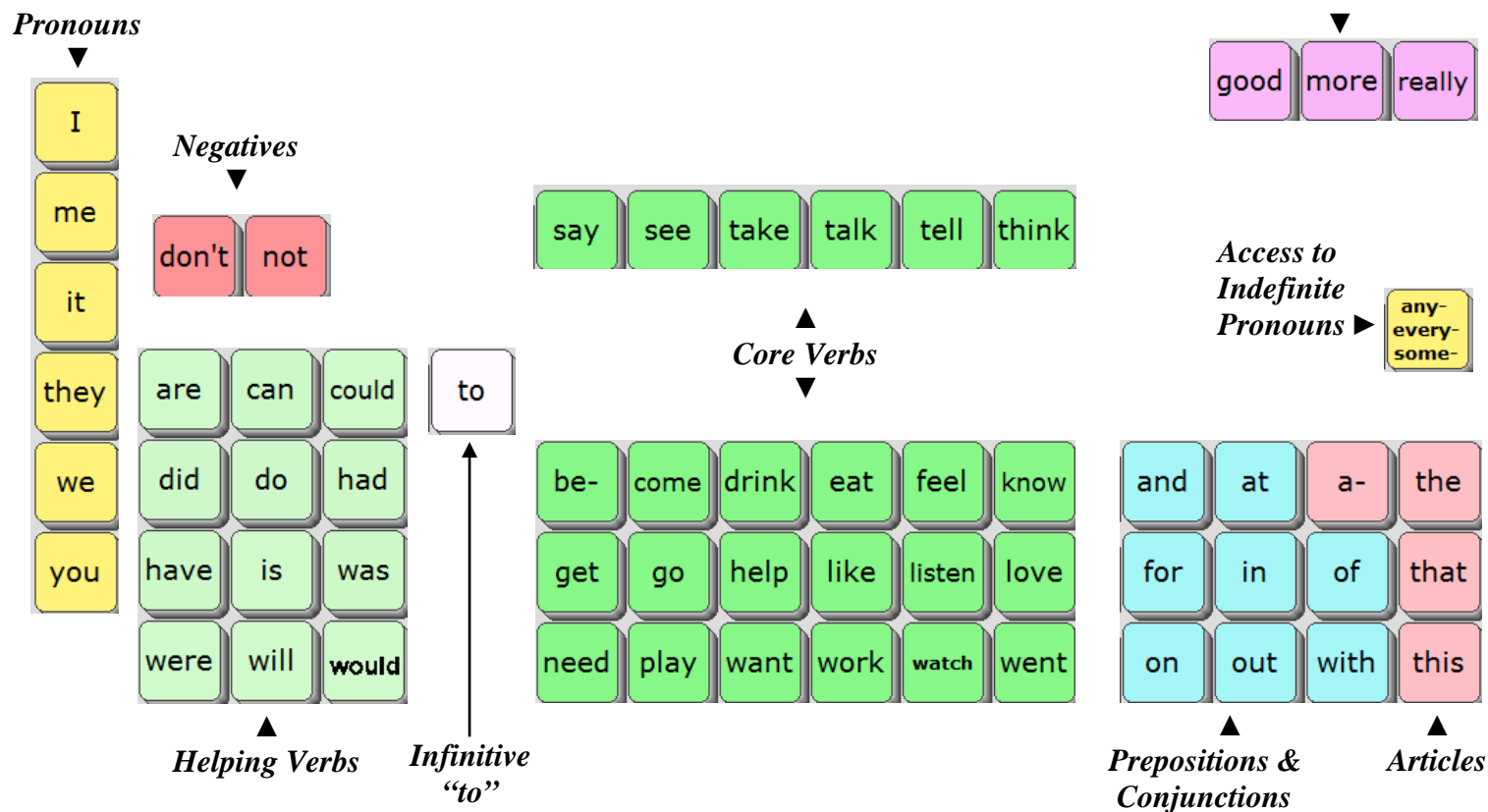
***Note – if at any time, you need to access the top row of your display and it is not visible,*

Select the



key.

2) Single-Hit Words for 144-WordPower and 84-WordPower (and some that lead to two-hit words)



Try these sentences with WordPower's single and two-hit words – no spelling allowed!

a. I think I would like to do that.


b. I really feel good about that.

Hint: Press "a-" twice to say "about."

c. Do you have a good job?

d. Did you do that for me?

e. He will go to work with me.

Hint: Press the  key to find the pronoun "he."

f. Do you think you will be able to come over?

Hint: Notice that the words "able" and "over" appear as "logical next words."

g. I will go outside with you in a little while.

Hint: Select the "out" key twice to say "outside."

Select the article "a" and look for "little while" on the top row.

3) *QWERTY Keyboard, Word Prediction, and Spelling*

Clear your display and type the letter “f” to view the following:

Accent ►
Word Prediction



*Special
WordPower
word prediction keys
for each letter of
the alphabet*

When you begin spelling, the *Accent* word predictor appears on the upper left of your screen. In addition, *WordPower* provides several additional high-frequency words for each letter that will appear on the upper right of your screen. For example, when spelling a word beginning with the letter “f,” the words **facebook**, **few**, **find**, **finish**, and **from** appear. Take time to explore these words. When appropriate, word endings or logical next words follow these words. When exploring these words, remember to clear your display between each initial letter.

4) *Word Completion and Logical Next Words*

The vocabulary of *WordPower* for *Accent* is enhanced by using the “pagelet” feature by Prentke Romich. Much of the single-word core vocabulary of *WordPower* utilizes the feature of pagelets for word endings, word completion and logical next word prediction.

Try it out -

- Select some verbs such as “**work**,” “**go**” and “**have**.” Look at the top row of your screen, and you’ll see that the verb endings appear. Try selecting the endings, and the new word will be spoken. Programming has taken irregular verbs into consideration. Say “**drank**” by selecting “**drink**” plus “**drank**.” Say “**ate**” by selecting “**eat**” plus “**ate**.”
- Select the prepositions “**on**,” “**out**,” “**for**,” “**in**,” and “**with**” to find word endings and logical next words.
- Select the verb “**be-**” and you will see examples of word completion on the “**be-**” key and on the top row. By selecting “**be-**,” the following words become available:

because been being able ready

- Select the article “**a-**” and you will see examples of logical next words and word completion. On the top row, you will see options for the phrases and words:


about a little a long a lot a way an

- Select the adjective “**more**” and you will see another example of logical next words on the top row.

more than

- Select the adjective “**good**” and note the logical next word on the top row:

good job

- Select the  key and see how indefinite pronouns become available: (i.e. **anything, everything, something, anybody, everybody, somebody, nobody**, etc.)

- Select a subject pronoun such as “**I**” or “**you**” and see how several high frequency verbs become available on the top row.

- Select a light green “helping verb” and notice that several are followed by negative contractions as well as and high frequency verbs. Try saying the phrases:

- I wouldn’t talk.
- I can’t come over.
- I didn’t get up.
- I won’t help you. (will → won’t)
- I couldn’t take it.
- I didn’t know.
- I can’t drink more coffee.

- Several of the core verbs have been programmed to provide direct links to related categories:

eat drink play listen watch feel

Try out these sentences:

- I will **eat** chips and salsa. (*Select the FOOD category after saying “eat.”*)
- I love to **eat** pizza with veggies and cheese.
- I like to **drink** root beer with ice. (*Select the DRINKS category after saying “drink.”*)
- Do you want to **play** baseball? (*Select the SPORTS category after saying “play.”*)
- I like to **listen** to piano and guitar. (*Select the MUSIC category after saying “listen.”*)
- Can we **watch** *American Idol* and *Dancing with the Stars*?
- I am **feeling** really tired.

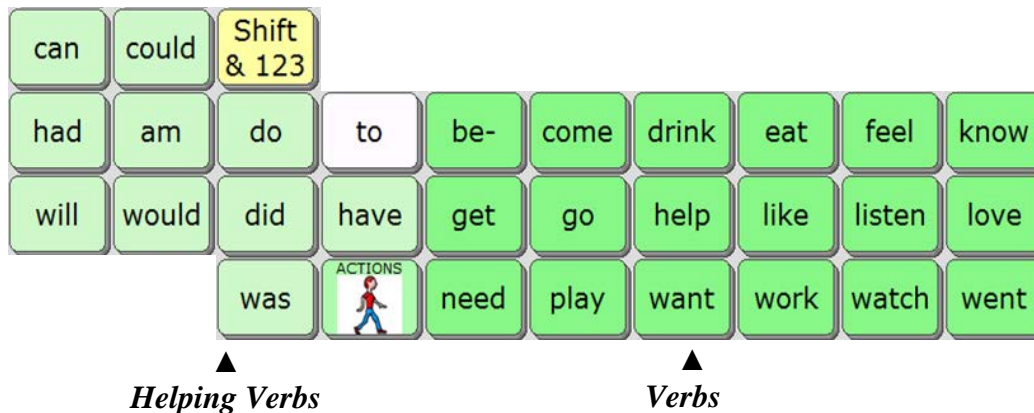
****Note:** The verbs **eat**, **drink**, **listen**, and **watch** also have links and logical next words that appear in the top row after they are selected. Try these sentences by accessing the top row after the verb:

- I will **drink chocolate milk** in a little while.
- I have not **eaten** strawberry jello. (*Select the DESSERT category on the top row*)

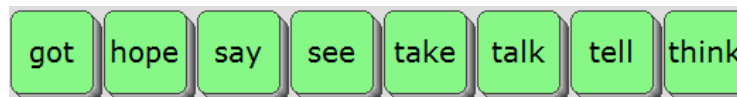
- I want to **listen** to my **iPod**.
- Do you want to **watch TV** with me?

5) Verbs – let's take a closer look

(a) MAIN verbs



- Verb endings appear on the top row, with **-ed** **-ing** **-s** endings
- Select the verbs “do,” “need,” “drink” and “want” and note the verb endings in the top row
- Select the pronoun “I” to find a second set of main verbs on the top row of *WordPower-84* and *Picture WordPower-84*:



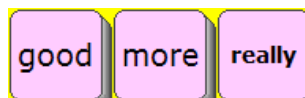
(b) ACTIONS page




- Select the **ACTION** key and open the ACTIONS page.
- In pale green, you will find an alphabetical list of high frequency verbs.
- The QWERTY keyboard links you to a set of high frequency verbs categorized by initial letter.
- Verb endings always appear on the top row.

6) *Describing Words – let’s take a closer look*

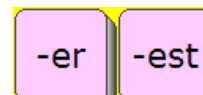
(a) DESCRIBING words on the main page



(b) For more DESCRIBING words, select the  key. This opens a page of colors and describing words that are alphabetized and color-coded by opposites.

This page also provides access to the WEATHER category.

(c) Select the DESCRIBING word “**big**” and look for the **-er -est** word endings on the top row. The word “**than**” always follows the **-er** ending.



Try saying the sentences:

I want more than that.

You are bigger than me.

This is louder than that.

7) *Indefinite pronouns* – (i.e. anybody, anymore, anything, everywhere, something, somewhere, nobody, etc.)




+

8) *Double hit words* - CATEGORY NAMES on the top row are spoken by double-hitting the category keys

“**people**,” “**time**,” and “**place**”

“**please**” is spoken by double-hitting the “**SOCIAL**” category

9) *Groups* - CATEGORY based words accessed from the  key on the top row

| <i>Categories</i> | <i>Subcategories</i> |
|-------------------|-------------------------------------------------------------------------------------|
| - ANIMALS | (Pets, Farm, Wild, Birds, Insects, Water, Homes, Sounds) |
| - APPLIANCES | (Electronics, Large, Kitchen, Small, Music) |
| - ART | (Supplies, Actions, Colors, Shapes) |
| - ASSISTIVE TECH | (AAC, Wheelchair, Computer access) |
| - BODY | (Body parts, Hair color) |
| - CLOTHES | (Clothing, Accessories, Jewelry) |
| - CONTAINERS | |
| - DRINKS | |
| - FOOD | (Drinks, Breakfast, Lunch & dinner, Snacks, Fruit, Vegetables, Dessert, Condiments) |

- FURNITURE
- GEOGRAPHY (US states, Capitals, Canada, Continents, Oceans, Countries)
- HEALTH
- HOLIDAYS
- HYGIENE
- JOBS
- JOKES (Knock-knock jokes, Riddles)
- KITCHEN (Silverware, Dishes, Pans)
- MATH
- MONEY
- MUSIC (Players, Instruments, access to Songs)
- NATURE
- NEWS
- PARTY
- PHONICS (Phonics pages with long and short vowels)
- READING & WRITING (Books and reading materials)
- SCHOOL (Classes, Calendar time, Test Answers, Individual class pages)
- SPACE
- SPORTS
- TOOLS
- TOYS & FUN (Toys and games)
- TV & MOVIES
- VEHICLES
- WEATHER
- WORK
- EXTRA PAGES

10) Educational Tools and Fun!

Now take time to explore a few features of *WordPower* that can be helpful in the classroom and that can also serve to provide fun.

- Select the **TIME** page and choose “Today is...,” “Yesterday...,” or “Tomorrow ...”
- Select the **WEATHER** page and choose “The weather is... was... will be...”
- Select the **PHONICS** page to work on phonics using short and long vowels.
- Select the **SCHOOL** page and then the “**Calendar Time**” key. The “Calendar Time” page was set up for classroom participation during calendar/circle time.
- Select the **SCHOOL** page and then the “**Test Answers**” key to find test taking help.
- Select the **GEOGRAPHY** page to find **states** and **capitals** listed.
- Select the **MATH** page for participation in basic math skills in the classroom.
- Select the **JOKES** page and tell some knock-knock jokes and riddles.
- Select the **MUSIC** page, select **SONGS** and sing a song. Try out the “**Sing Along**” key beside “Old McDonald,” and sing the song in an interactive way.
- Select the **NEWS** page. This page was designed for sharing daily and special events.
- Select **VISUAL SCENES** to setup social pages to enhance and enable social communication
- Select **PHOTO FUN** as another way to share photos and social communication
- Select **MP3 PLAYER** to use the device to play music stored on the device.

11) Practice Sentences

Single words and words accessed from the main page – no Spelling

**Remember that words are alphabetized within categories, and remember to look up for word-endings and logical next words.*

- a. I want to go out to eat with you.

Hint: Press “.” to speak the sentence.

- b. I don’t think I need that!

*Hint: Press **Shift** or the **QUESTION** category to find the “!” exclamation mark.*

- c. Do you think this will work?

*Hint: Select the **QUESTION** category and “?” to produce the question mark.*

- d. Will you come over?

*Hint: Find the word “will” in the **QUESTIONS** or **Helping Verbs** category.*

- e. I can do it myself.

Hint: Press “my” and “-self” appears on the same key.

- f. It is not your turn to go. It is my turn.

Hint: Press “your” and “my” and look for “turn” on the top row.

- g. Everybody will need help in a little while.

*Hint: Press the ^{any}every key to say “everybody.” Select the **Helping Verbs** key to find “will.” Select “a” and look for “little” “while” on the top row.*

- h. I don’t need anything else.

Hint: Press the ^{any}every key to speak “anything” and find “else” on the top row.

- i. I want to go outside.

Hint: Select “out” and look for “-side” on the same key.

- j. When did you want to go outside?

Hint: Select the “?” key to say “when.”

- k. I have not eaten with you in a long time.

- l. I don’t know what you were thinking.

- m. I didn’t know when you were coming back.

Hint: Select “did” and look for the negative “-n’t.”

- n. I really haven’t been working.

Hint: Select “have” and look for the negative “-n’t.”

- o. Are you feeling sick?
*Hint: Find the word “are” in the **QUESTIONS** or **Helping Verbs** category.*
- p. I feel very happy about that.
Hint: Select “a-” to say the word “about” if it is not on the main page.
- q. I went because I felt better.
Hint: Select “I” and look for “went” on the bottom row.
- r. You can’t go because you didn’t get ready.
Hint: Select “can” and look for the negative “-n’t.”
Select “be-” and look for “because” if it is not on the main page.
- s. She doesn’t have anything to do.
*Hint: Select **PEOPLE** to say “she” if it is not on the main page.*
- t. I thought a lot about you.
Hint: Select “think” and choose “thought” on the top row
- u. I will get up in a little while.
Hint: Select “get” and look for “up” on the same key.
Select “a-” and look for “little” and “while” on the top row.
- v. She goes to work everyday at 8:45.
*Hint: Select **any** **every** to say “everyday.” Select “Shift” to say 8:45.*
- x. He said you would do it yourself.
Hint: Press “say” and look for “said” on the top row. “your” + “-self”
- y. He will come over to get me at 5:30.
- z. She is doing it herself.

Practice Sentences continued...

Sentences using top row Categories and GROUPS – no spelling

- a. I want my red shirt.

*Hint: Find **red** and **shirt** on the **CLOTHES** page.*

- b. Something hurts. It's my ear.

*Hint: Select the **BODY** or the **HEALTH** page and look for the phrase "**I'm hurting.**"*

- c. I need help with my Accent and Accent.

*Hint: Find **Accent** and **Accent** in the **ASST TECH** page. Notice that each of the **GROUPS** pages includes plural "-s" "**and**" "**a**" "**the**" "." and "?"*

- d. I want a yogurt and a cookie please.

*Hint: Speak this entire sentence using the **FOOD** page.*

- e. I have two dogs and one cat at my house.

*Hint: After you say "**I have,**" you will need to select the "**reset**" key to access **GROUPS**. You can say "**two dogs and one cat**" using the **ANIMALS** page.*

- f. I like to watch football and Nascar racing.

*Hint: Select **TV/MOVIES** following the verb "**watch.**"*

- g. I went to Maryland on Sunday.

*Hint: Access **states** from **PLACES** or **GEOGRAPHY**. Find "**Sunday**" on **TIME**.*

- h. I need 3 quarters and 2 dimes.

*Hint: Say "**3 quarters and 2 dimes**" using the **MONEY** page.*

- i. I want to watch American Idol and Discovery Channel.

*Hint: Speak this entire sentence using the **TV** page.*

- j. We are learning about planets Mars and Jupiter.

*Hint: Select **ACTIONS** + **L** to find **learning**. Select **SPACE** to find "**planets.**"*

- k. The weather was very cloudy and rainy yesterday.

*Hint: Speak this entire sentence using the **WEATHER** page.*

- l. Merry Christmas and Happy New Year.

*Hint: Speak this entire sentence using the **HOLIDAYS** page.*

- m. A dog lives in a doghouse. A goldfish lives in a fishbowl.

*Hint: Speak these sentences using the **ANIMALS/PETS** page.*

- n. How much does it cost?

*Hint: Select the **QUESTIONS** category to find "**how**" and watch the top row.*

Practice Sentences continued...

Sentences using Single words, logical next words, and Spelling with the special WordPower word predictor keys

** The special WordPower word predictor words will be underlined.*

- a. I don't know if it yours or mine?

*Hint: Find "**mine**" by selecting "**my**" or **PEOPLE** .*

- b. I will see as many as I can.

- c. I don't think you under-stand me.

- d. I said I could do it by myself.

- e. I have a question for you.

- f. Will you come over and play on the computer with me?

- g. Do you want to go here or there for drinks?

- h. You have so many children!

*Hint: Select **PEOPLE** to find "**children**."*

- i. I haven't been feeling good lately.

*Hint: Select "**have**" and look for the negative "**-n't**;" "**TIME-**" → "**late**" → "**-ly**."*

- j. I'm going to get up at 8:30.

- k. Do you want to watch TV with me?

- l. I wish I had more time with you.

*Hint: Double hit **TIME** for "**time**."*

- m. I will get that for you right away.

- n. I think I can do as much as you did.

- o. Would you download that for me?

*Hint: Select "**down**" look for "**-load**" on the top row.*

- p. That is the only problem I have right now.

- q. I like to drink coffee with my friend Susan.

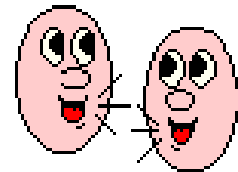
*Hint: Select the group "**PEOPLE**" to find "**friend**."*



84-WordPower

84-Picture WordPower

Tutorial



84-WordPower & Picture WordPower Vocabulary Tutorial

- 84 WordPower
- 84 Picture WordPower

Let's get to know these WordPower and Picture WordPower vocabulary designs

1) Category Links




*84-WordPower
&
84-Picture WordPower*

***Take time to explore the categories accessed by these linking keys*

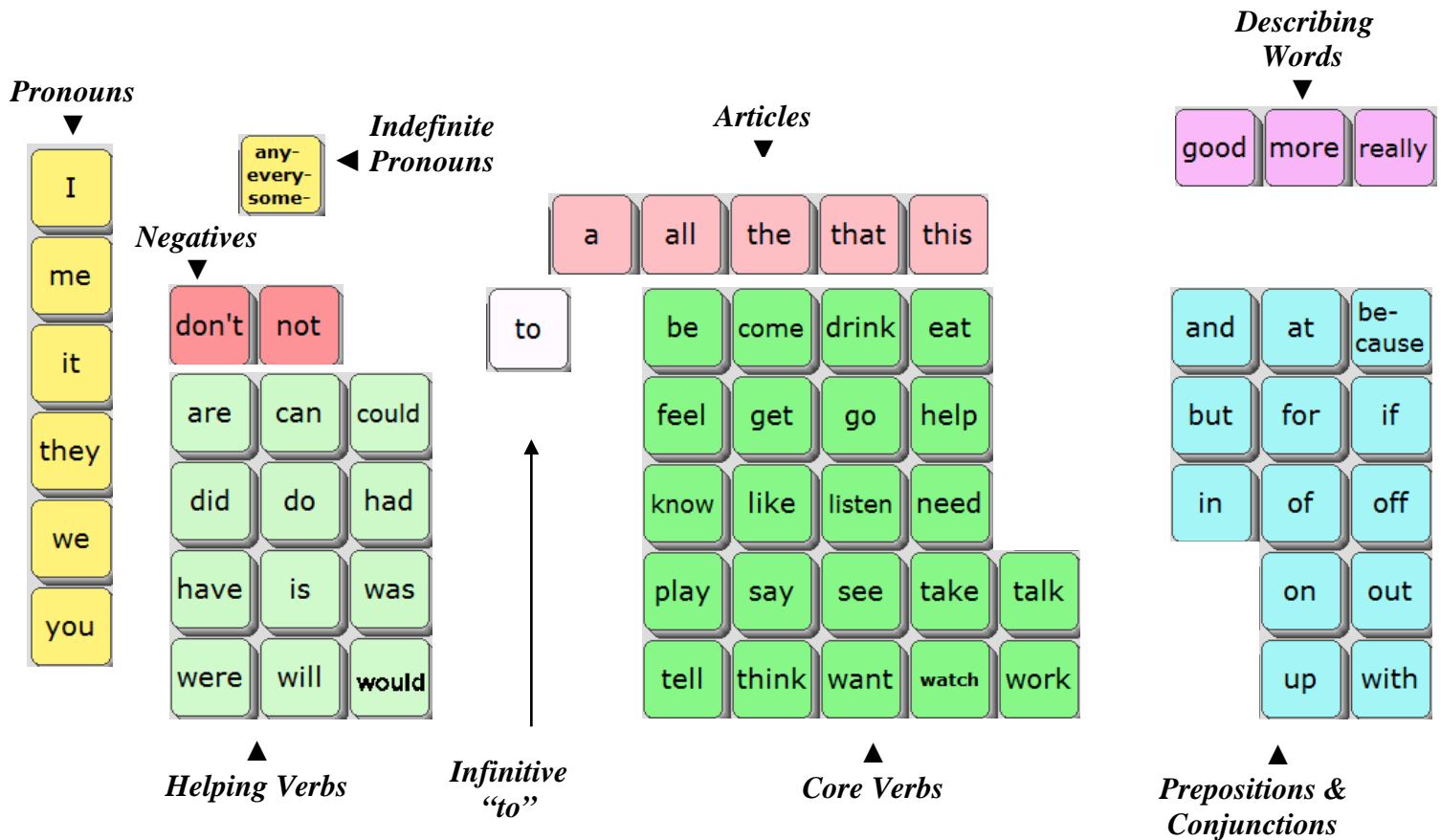
- a – QUESTIONS Question words. Words often lead to word completion options or logical next words. A smart “?” or smart “!” will add punctuation and speak a sentence.
- b – DESCRIBE Two pages of describing words, alphabetized and coded by opposites. Includes colors and access to FEELINGS category.
- c – ACTIONS Verbs programmed in alphabetical order. The QWERTY keyboard opens up pages of actions categorized by initial letter.
- d – TIME Time related words. “Today is...” etc. opens a set up pages for telling the date.
- e – PEOPLE A page set up to be customized with names of friends and family.
- f – PLACES Common places programmed by subcategories of **buildings**, **home**, **outside**, and **school**.
- g – GROUPS A page of semantic categories, etc.
- h – SOCIAL Greetings, interjections, personal information, and social questions.
- i – DEVICE-TOOLS Accent Tools
 - Camera – built in
 - Window Shut down
 - Environmental controls
 - Speech on and off
 - Volume control
 - Beep on and off
 - Brighter and darker contrast/backlighting
 - Word prediction (add a word to the word predictor)
 - Pronunciation dictionary (add a word to the pronunciation dictionary)
 - Computer access on/off
 - Links to:
 - Calculator
 - Notebooks
 - MP3 Player
 - Photo Fun

- PRC Visual Scenes
- Arrow keys
- Call button

***Note – if at any time, you need to access the top row of your display and it is not visible,*

Select the  *key.*

2) Single-Hit Words for 84-WordPower and Picture WordPower - No Keyboard
(and some that lead to two-hit words)



Try these sentences with WordPower's single and two-hit words – no spelling allowed!

a. I think I would like to do that.


b. I really feel good about that.

Hint: Press "a-" twice to say "about" with 84-WP and 84-PWP.

c. Do you have a good job?

d. Could you do that for me?

e. He will go to work with me.

Hint: Press the  key to find the pronoun "he" with 84-WP and 84-PWP.

f. Do you think you will be able to come over?

Hint: Notice that the words "able" and "over" appear as "logical next words."

g. I will go outside with you in a little while.

Hint: Select the "out" key twice to say "outside."

Select the article "a" and look for "little while" on the top row.

3) Word Completion and Logical Next Words

The vocabulary of *WordPower* for Accent is enhanced by using the “pagelet” feature by Prentke Romich. Much of the single-word core vocabulary of *WordPower* utilizes the feature of pagelets for word endings, word completion and logical next word prediction.

Try it out -

- Select some verbs such as “**work**,” “**go**” and “**have**.” Look at the top row of your screen, and you’ll see that the verb endings appear. Try selecting the endings, and the new word will be spoken. Programming has taken irregular verbs into consideration. Say “**drank**” by selecting “**drink**” plus “**drank**.” Say “**ate**” by selecting “**eat**” plus “**ate**.”

- Select the prepositions “**on**,” “**out**,” “**for**,” “**in**,” and “**with**” to find word endings and logical next words.

- Select the verb “**be**” and you will see examples of word completion and logical next words. By selecting “**be**,” the following words become available:

been being able ready

- Select the article “**a**” and you will see examples of logical next words and word completion. On the top row, you will see options for the phrases and word:


an a little a long a lot a way

- Select the adjective “**more**” and you will see examples of logical next words.

more than

- Select the adjective “**good**” and note the logical next word:

good job

- Select the  key and see how indefinite pronouns become available:

(i.e. **anything, everything, something, anybody, everybody, somebody, nobody**, etc.)

- Select a light green “helping verb” and notice that several are followed by negative contractions as well as and high frequency verbs. Try saying the phrases:

- I wouldn’t talk.
- I can’t come over.
- I didn’t get up.
- I won’t help you. (will → won’t)
- I couldn’t take it.
- I didn’t know.
- I can’t drink coffee.

- Several of the core verbs have been programmed to provide direct links to related categories:

eat drink play listen watch feel

Try out these sentences:

- I will **eat** chips and salsa. *(Select the FOOD category after saying “eat.”)*
- I love to **eat** pizza with veggies and cheese.
- I like to **drink** root beer with ice. *(Select the DRINKS category after saying “drink.”)*
- Do you want to **play** baseball? *(Select the SPORTS category after saying “play.”)*
- I like to **listen** to piano and guitar. *(Select the MUSIC category after saying “listen.”)*
- Can we **watch** *American Idol* and *Dancing with the Stars*?
- I am **feeling** really tired.

****Note:** The verbs **eat**, **drink**, **listen**, and **watch** also have links and logical next words that appear in the top row after they are selected. Try these sentences by accessing the top row after the verb:

- I will **drink chocolate milk** in a little while.
- I have **eaten** chocolate ice cream. *(Select the DESSERT category on the top row after saying “eaten.”)*
- I want to **listen** to my **iPod**.
- Do you want to **watch a movie** with me?

4) *Verbs – let's take a closer look*

(a) MAIN verbs


| | | | | | | | | |
|------|------|-------|------|-------|--------|-------|------|--|
| | | | be | come | drink | eat | | |
| are | can | could | feel | get | go | help | | |
| did | do | had | know | like | listen | need | | |
| have | is | was | play | say | see | take | talk | |
| were | will | would | tell | think | want | watch | work | |

▲ ▲

Helping Verbs *Verbs*

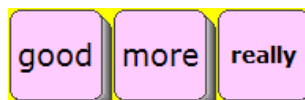
- Verb endings appear on the top row, with **-ed** **-ing** **-s** endings
- Select the verbs “**do**,” “**need**,” “**drink**” and “**want**” and note the verb endings in the top row


(b) ACTIONS page

- Select the  key and open the ACTIONS page.
- In pale green, you will also find an alphabetical list of high frequency verbs.
- The QWERTY keyboard links you to a set of high frequency verbs categorized by initial letter.
- Verb endings always appear on the top row.

5) Describing Words – let’s take a closer look

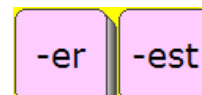
(a) DESCRIBING words on the main page



(b) For more DESCRIBING words, select the  key. This opens a page of colors and describing words that are alphabetized and color-coded by opposites.

This page also provides access to the FEELINGS and WEATHER categories.

(d) Select the DESCRIBING word “**big**” and look for the **-er -est** word endings on the top row. The word “**than**” always follows the **-er** ending.



Try saying the sentences:

I want more than that.

You are bigger than me.

This is easier than that.

6) **Indefinite pronouns** – (i.e. anybody, anymore, anything, everywhere, something, somewhere, nobody, etc.)




+

7)) **Double hit words** - CATEGORY NAMES on the top row are spoken by double-hitting the category keys

“**time**,” “**people**,” and “**place**”

“**please**” is spoken by double-hitting the “**SOCIAL**” category

8) **Groups** - CATEGORY based words accessed from the  key on the top row

| Categories | Subcategories |
|-------------------|-------------------------------------------------------------------------------------|
| - ANIMALS | (Pets, Farm, Wild, Birds, Insects, Water, Homes, Sounds) |
| - APPLIANCES | (Electronics, Large, Kitchen, Small, Music) |
| - ART | (Supplies, Actions, Colors, Shapes) |
| - ASSISTIVE TECH | (AAC, Wheelchair, Computer access) |
| - BODY | (Body parts, Hair color) |
| - CLOTHES | (Clothing, Accessories, Jewelry) |
| - CONTAINERS | |
| - DRINKS | |
| - FOOD | (Drinks, Breakfast, Lunch & dinner, Snacks, Fruit, Vegetables, Dessert, Condiments) |

- FURNITURE
- GEOGRAPHY (US states, Capitals, Canada, Continents, Oceans, Countries)
- HEALTH
- HOLIDAYS
- HYGIENE
- JOBS
- JOKES (Knock-knock jokes, Riddles)
- KITCHEN (Silverware, Dishes, Pans)
- MATH
- MONEY
- MUSIC (Players, Instruments, access to Songs)
- NATURE
- NEWS
- PARTY
- PHONICS (Phonics pages with long and short vowels)
- READING & WRITING (Books and reading materials)
- SCHOOL (Classes, Calendar time, Test Answers, Individual class pages)
- SPACE
- SPORTS
- TOOLS
- TOYS-FUN (Toys and games)
- TV & MOVIES
- VEHICLES
- WEATHER
- WORK
- EXTRA PAGES

9) *Educational Tools and Fun!*

Now take time to explore a few features of *WordPower* that can be helpful in the classroom and that can also serve to provide fun.

- Select the **TIME** page and choose “Today is...,” “Yesterday...,” or “Tomorrow ...”
- Select the **WEATHER** page and choose “The weather is... was... will be...”
- Select the **PHONICS** page to work on phonics using short and long vowels.
- Select the **SCHOOL** page and then the “**Calendar Time**” key. The “Calendar Time” page was set up for classroom participation during calendar/circle time.
- Select the **SCHOOL** page and then the “**Test Answers**” key to find test taking help.
- Select the **GEOGRAPHY** page to find **states** and **capitals** listed.
- Select the **MATH** page for participation in basic math skills in the classroom.
- Select the **JOKES** page and tell some knock-knock jokes and riddles.
- Select the **MUSIC** page, select **SONGS** and sing a song. Try out the “**Sing Along**” key beside “Old McDonald,” and sing the song in an interactive way.
- Select the **NEWS** page. This page was designed for sharing daily and special events.
- Select **VISUAL SCENES** to setup social pages to enhance and enable social communication
- Select **PHOTO FUN** as another way to share photos and social communication
- Select **MP3 PLAYER** to use the device to play music stored on the device

10) Practice Sentences

Single words and words accessed from the main page – no Spelling

**Remember that words are alphabetized within categories, and remember to look up for word-endings and logical next words.*

- a. I want to go out to eat with you.

Hint: Press “.” to speak the sentence.

- b. I don’t think I need that!

*Hint: Press **Shift** or the **QUESTION** category to find the “!” exclamation mark.*

- c. Do you think this will work?

*Hint: Select the **QUESTION** category and “?” to produce the question mark.*

- d. Will you come over?

*Hint: Find the word “will” in the **QUESTIONS** or **Helping Verbs** category.*

- e. I can do it myself.

Hint: Press “my” and “-self” appears on the same key.

- f. It is not your turn to go. It is my turn.

Hint: Press “your” and “my” and look for “turn” on the top row.

- g. Everybody will need help in a little while.

*Hint: Press the ^{any}every key to say “everybody.” Select the **Helping Verbs** key to find “will.” Select “a” and look for “little” “while” on the top row.*

- h. I don’t need anything else.

Hint: Press the ^{any}every key to speak “anything” and find “else” on the top row.

- i. I want to go outside.

Hint: Select “out” and look for “-side” on the same key.

- j. When did you want to go outside?

Hint: Select the “?” key to say “when.”

- k. I have not eaten with you in a long time.

- l. I don’t know what you were thinking.

- m. I didn’t know when you were coming back.

Hint: Select “did” and look for the negative “-n’t.”

- n. I really haven’t been working.

Hint: Select “have” and look for the negative “-n’t.”

- o. Are you feeling sick?
*Hint: Find the word “are” in the **QUESTIONS** or **Helping Verbs** category.*
- p. I feel very happy about that.
Hint: Select “a-” to say the word “about” if it is not on the main page.
- q. I went because I felt better.
Hint: Select “I” and look for “went” on the bottom row.
- r. You can’t go because you don’t work.
Hint: Select “can” and look for the negative “-n’t.”
Select “be-” and look for “because” if it is not on the main page.
- s. She doesn’t have anything to do.
*Hint: Select **PEOPLE** to say “she” if it is not on the main page.*
- t. I thought a lot about you.
Hint: Select “think” and choose “thought” on the top row
- u. I will get up in a little while.
Hint: Select “get” and look for “up” on the same key.
Select “a-” and look for “little” and “while” on the top row.
- v. She goes to work everyday at 8:45.
*Hint: Select **any** to say “everyday.” Select “Shift” to say 8:45.*
every
- x. He said you would do it yourself.
Hint: Press “say” and look for “said” on the top row. “your” + “-self”
- y. He will come over to get me at 5:30.
- z. She is doing it herself.

Practice Sentences continued...

Sentences using top row Categories and GROUPS – no spelling

nn. I want my red shirt.

*Hint: Find **red** and **shirt** on the **CLOTHES** page.*

oo. Something hurts. It's my ear.

*Hint: Select the **BODY** or the **HEALTH** page and look for the phrase "**I'm hurting.**"*

pp. I need help with my Accent and Accent.

*Hint: Find **Accent** and **Accent** in the **ASST TECH** page. Notice that each of the **GROUPS** pages includes plural "-s" "**and**" "**a**" "**the**" "." and "?"*

qq. I want a yogurt and a cookie please.

*Hint: Speak this entire sentence using the **FOOD** page.*

rr. I have two dogs and one cat at my house.

*Hint: After you say "**I have,**" you will need to select the "**reset**" key to access **GROUPS**. You can say "**two dogs and one cat**" using the **ANIMALS** page.*

ss. I like to watch football and Nascar racing.

*Hint: Select **TV/MOVIES** following the verb "**watch.**"*

tt. I went to Maryland on Sunday.

*Hint: Access **states** from **PLACES** or **GEOGRAPHY**. Find "**Sunday**" on **TIME**.*

uu. I need 3 quarters and 2 dimes.

*Hint: Say "**3 quarters and 2 dimes**" using the **MONEY** page.*

vv. I want to watch American Idol and Discovery Channel.

*Hint: Speak this entire sentence using the **TV** page.*

ww. We are learning about planets Mars and Jupiter.

*Hint: Select **ACTIONS + L** to find **learning**. Select **SPACE** to find "**planets.**"*

xx. The weather was very cloudy and rainy yesterday.

*Hint: Speak this entire sentence using the **WEATHER** page.*

yy. Merry Christmas and Happy New Year.

*Hint: Speak this entire sentence using the **HOLIDAYS** page.*

zz. A dog lives in a doghouse. A goldfish lives in a fishbowl.

*Hint: Speak these sentences using the **ANIMALS/PETS** page.*

aaa. How much does it cost?

*Hint: Select the **QUESTIONS** category to find "**how**" and watch the top row.*



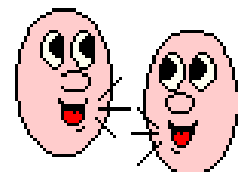
45-WordPower

45-Picture WordPower

60-WordPower

60-Picture WordPower

Tutorial



45/60-WordPower & 45/60-Picture WordPower Tutorial

Let's get to know the WordPower and Picture WordPower vocabulary design

1) Category Links



***60-WordPower
&
60-Picture WordPower***



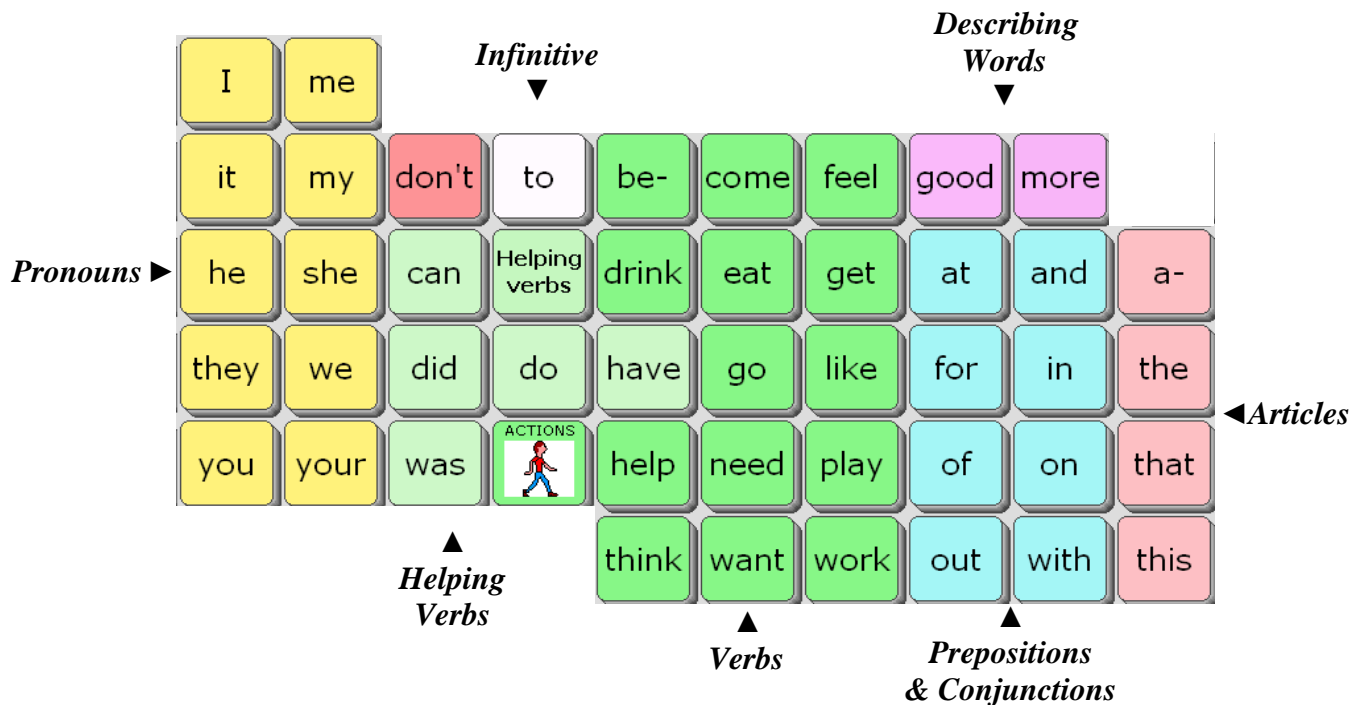
***45-WordPower
&
45-Picture WordPower***

*****Take time to explore the categories accessed by these linking keys.***

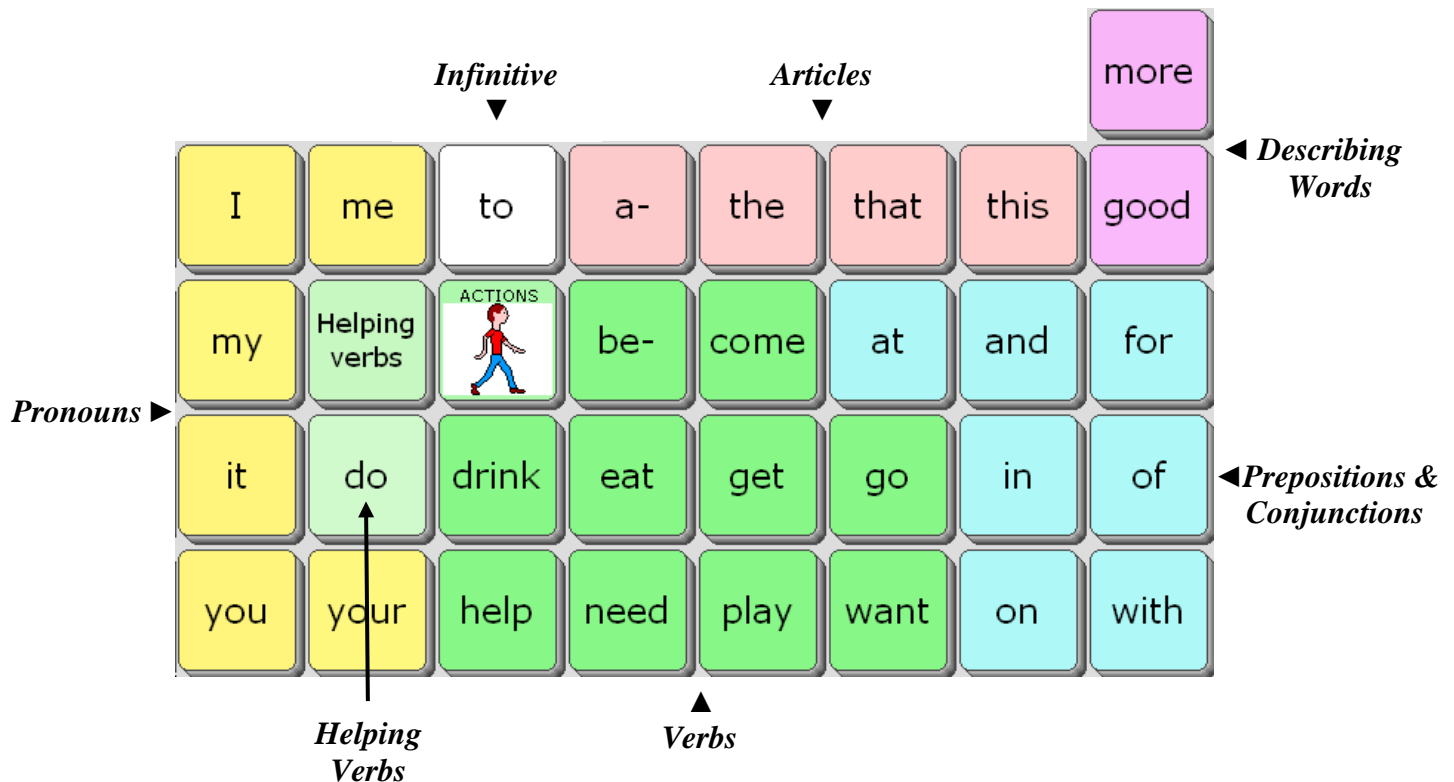
- | | |
|-------------------|-----------------------------------------------------------------------------------------------------------------------------|
| a – PEOPLE | A page set up to be customized with names of friends and family. |
| b – QUESTIONS | Question words and social questions. Words lead to word completion. options or logical next words. Smart “. ? !” available. |
| c – SOCIAL | Greetings, interjections, high frequency sentences and personal information |
| d – TIME | Time related words. “ The day is... ” opens a set up pages for telling the date. |
| e – PLACES | Common places arranged by categories of buildings, home, outside and school . |
| f – GROUPS | A page of semantic categories, etc. |
| g – DESCRIBE | Two pages of describing words, alphabetized and color-coded. |
| h – HELPING VERBS | Provides access to most common auxiliary verbs and negatives and extra verbs. |
| i – ACTIONS | Verbs programmed in alphabetical order. The QWERTY keyboard page provides actions categorized by initial letter. |

*****Note - if at any time, you need to access the top row and it is not visible, select the **MoreWords** key.***

2) Single-Hit Words – 60-WordPower & 60-Picture WordPower



Single-Hit Words – 45-WordPower & 45-Picture WordPower



Try these sentences with WordPower’s single words. Watch for logical next words that appear near the activated keys and on the top row.

a. I think I would like to do that.

b. Do you like to drink coffee?

*Hint: Select the **QUESTIONS** key to access question mark.*

c. I need help with that.

d. It is not your turn.

e. I want to come over to eat lunch.

f. He will come back to help me.

*Hint: Select the **PEOPLE** key to find “he” when using 45-location WordPower.*

g. You did a good job.

h. I am not going with you.

i. I feel hungry.

Now select the “MoreWords” or “EXTRA” key to access:

- Indefinite pronouns beginning with **any**, **every**, **no**, and **some**
- More “**prepositions**” and “**conjunctions**”

Try these sentences with WordPower’s single words and those accessed from the “More Words” page.

a. I don’t want *anything* else.

b. That one is *too* much.

c. *Somebody* needs to help me with this.

d. You need to go to the *left*.

e. She is on *top*.

3) Word Completion and Logical Next Words

The vocabulary of *WordPower* for Accent is enhanced by using the “pagelet” feature by Prentke Romich. Much of the single-word core vocabulary of *WordPower* utilizes the feature of pagelets for word endings, word completion and logical next word prediction.

Try it out -

- Select some verbs such as “**help**,” “**need**” and “**play**.” Look at the top row of your screen, and you’ll see that the verb endings appear. Try selecting the endings, and the new word will be spoken. Programming has taken irregular verbs into consideration. Say “**drank**” by selecting “**drink**” plus “**drank**.” Say “**ate**” by selecting “**eat**” plus “**ate**.”
- Select the prepositions “**on**,” “**for**,” “**in**,” and “**with**” to find word endings and logical next words.
- Select the verb “**be-**” and you will see examples of word completion on the “**be-**” key and on the top row. By selecting “**be-**,” the following words become available:

because able been being (before ready)

- Select the article “**a-**” and you will see examples of logical next words and word completion. You will see options for the phrases and words:

about a lot a little a long an

- Select the adjective “**more**” and you will see an example of a logical next word. On the top row, you will see the option to complete the phrases:

more than

- Select the adjective “**good**” and note the logical next word:

good job

- Select a subject pronoun such as “**I**” or “**you**” and see how several more **Helping verbs** become available, as well as several more high frequency verbs.

- Select some pronouns phrases beginning with “**I**” or “**you**” and notice that the **Helping verbs** are often followed by negative contractions as well as and high frequency verbs. Try saying the phrases:

- I wouldn’t talk.
- I can’t come over.
- I didn’t get up.
- I won’t help you. (will → won’t)
- I couldn’t take it.
- I didn’t know.
- I can’t drink coffee.

- Select the **Helping verbs** or **QUESTIONS** key to reveal some common “auxiliary verbs.”

Try some sentences that begin with a **Helping verb** or **QUESTIONS**:

- Could you help me with this?
- Couldn't you help me with this?
- Would you like to go with me?
- Wouldn't you like to go with me?
- Don't you feel good?
- Doesn't it feel good?
- Are you going to eat at work?
- They couldn't eat at work.
- Did you feel good because of that?

- Several of the core verbs have been programmed to provide direct links to related categories:

eat **drink** **play** **listen** **watch** **feel**

Try out these sentences:

- I will **eat** chips and salsa. *(Select the FOOD category after saying “eat.”)*
- I love to **eat** pizza with veggies and cheese.
- I like to **drink** root beer with ice. *(Select the DRINKS category after saying “drink.”)*
- Do you want to **play** baseball? *(Select the SPORTS category after saying “play.”)*
- I like to **listen** to piano and guitar. *(Select the MUSIC category after saying “listen.”)*
- I love to **watch** *American Idol* and *Dancing with the Stars*?
- I am **feeling** really tired.

****Note:** The verbs **eat**, **drink**, **listen**, and **watch** also have links and logical next words that appear in the top row after they are selected. Try these sentences by accessing the top row after the verb:

- I will **drink** **chocolate milk** in a little while.
- I have **eaten** chocolate ice cream. *(Select the DESSERT category on the top row after saying “eaten.”)*
- I want to **listen** to my **iPod**.
- Do you want to **watch** **TV** with me?

Take time to go through all of the core words of 45 and 60-location *WordPower* and *Picture WordPower* and familiarize yourself with those keys that include word endings and next word prediction.

4) Verbs – let's take a closer look

(a) MAIN verbs

HELPING VERBS appear in light green, and CORE verbs appear in dark green

Helping Verbs ►


| | | | | | | | | |
|------|-------|-----------------------------------------------------------------------------------|------|------|------|------|--------|--|
| can | could | | | | | | | |
| have | had | | | | | | | |
| was | am |  | be- | come | love | feel | know | |
| did | do | drink | eat | get | go | like | listen | |
| will | would | help | need | play | want | work | watch | |

◀ *Main Verbs*

- Verb endings appear on the top row, with **-ed** **-ing** **-s** endings
- Select the verbs “**get**,” “**come**,” “**want**” and “**need**” and note the verb endings on the top row.
- Select the pronoun “**I**” to find a second set of main verbs on the top row

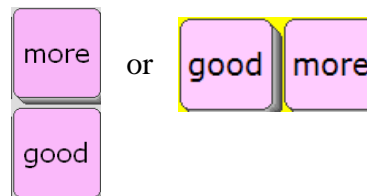
| | | | | | |
|-----|-----|------|------|------|-------|
| say | see | take | talk | tell | think |
| | | | | | went |


(b) ACTIONS page

- Select the  key and open the ACTIONS page.
- Note that the top row contains some of the previously referenced high frequency verbs.
- In pale green, you will find an alphabetical list of high frequency verbs.
- By selecting **ACTIONS A-Z** to go to the next page, a QWERTY keyboard links you to a set of high frequency verbs categorized by their initial letter.

5) Describing Words – let’s take a closer look

(a) DESCRIBING words on the main page



(b) For more DESCRIBING words, select the  key. This opens a page of colors and describing words that are alphabetized and color-coded by opposites.

This page also provides access to the FEELINGS and WEATHER categories.

(c) Select the DESCRIBING word “**big**” and look for the **-er** word ending on the top row. The word “**than**” always follows the **-er** ending.



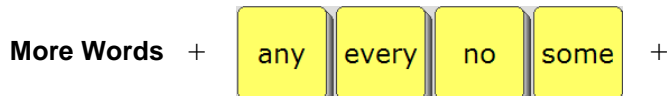
Try saying the sentences:

I want more than that.

You are bigger than me.

I think it is easier than that.

6) *Indefinite pronouns* – (i.e. **anybody, anymore, anything, everywhere, something, somewhere**, etc.)



7) *Double hit words* - CATEGORY NAMES on the top row are spoken by double-hitting the category keys

“**time**,” “**people**,” and “**place**”

“**please**” is spoken by double-hitting the “**SOCIAL**” category

8) *Groups* - CATEGORY based words accessed from the _____ key on the top row

| <i>Categories</i> | <i>Subcategories</i> |
|-------------------|-------------------------------------------------------------------------------------|
| - ANIMALS | (Pets, Farm, Wild, Birds, Insects, Water, Homes, Sounds) |
| - APPLIANCES | (Electronics, Large, Kitchen, Small, Music) |
| - ART | (Supplies, Actions, Colors, Shapes) |
| - ASSISTIVE TECH | (AAC, Wheelchair, Computer access) |
| - BODY | (Body parts, Hair color) |
| - CLOTHES | (Clothing, Accessories, Jewelry) |
| - CONTAINERS | |
| - DRINKS | |
| - FOOD | (Drinks, Breakfast, Lunch & dinner, Snacks, Fruit, Vegetables, Dessert, Condiments) |

- FURNITURE
- GEOGRAPHY (US states, Capitals, Canada, Continents, Oceans, Countries)
- HEALTH
- HOLIDAYS
- HYGIENE
- JOBS
- JOKES (Knock-knock jokes, Riddles)
- KITCHEN (Silverware, Dishes, Pans)
- MATH
- MONEY
- MUSIC (Players, Instruments, access to Songs)
- NATURE
- NEWS
- TOOLS ECU's
- PARTY
- PHONICS (Phonics pages with long and short vowels)
- READING (Books and reading materials)
- SCHOOL (Classes, Calendar time, Test Answers, Individual class pages)
- SPACE
- SPORTS
- TOOLS
- TOYS-GAMES
- TV
- VEHICLES
- WEATHER
- WORK
- EXTRA PAGES

9) *Educational Tools and Fun!*

Now take time to explore a few features of *WordPower* that can be helpful in the classroom and that can also serve to provide fun.

- Select the **TIME** page and choose “Today is...,” “Yesterday...,” or “Tomorrow ...”
- Select the **WEATHER** page and choose “The weather is... was... will be...”
- Select the **PHONICS** page to work on phonics using short and long vowels.
- Select the **SCHOOL** page and then the “**Calendar Time**” key. The “Calendar Time” page was set up for classroom participation during calendar/circle time.
- Select the **SCHOOL** page and then the “**Test Answers**” key to find test taking help.
- Select the **GEOGRAPHY** page to find **states** and **capitals** listed.
- Select the **MATH** page for participation in basic math skills in the classroom.
- Select the **JOKES** page and tell some knock-knock jokes and riddles.
- Select the **MUSIC** page, select **SONGS** and sing a song. Try out the “**Sing Along**” key beside “Old McDonald,” and sing the song in an interactive way.
- Select the **NEWS** page. This page was designed for sharing daily and special events.
- Select **VISUAL SCENES** to setup social pages to enhance and enable social communication
- Select **PHOTO FUN** as another way to share photos and social communication
- Select **MP3 PLAYER** to use the device to play music stored on the device

10) Practice Sentences – no spelling necessary

**Remember that words are alphabetized within categories, and remember to look up for word-endings in the Activity Row.*

- a. I want to eat with you.

Hint: Press “.” to speak the sentence.

- b. I don’t think I need that!

*Hint: Press **Shift** or the **QUESTION** category to find the “!” exclamation mark.*

- c. Do you think this will work?

*Hint: Select the **QUESTION** category and “?” to produce the question mark.*

- d. Will you come over?

*Hint: Find the word “will” in the **QUESTIONS** or **Helping Verbs** category.*

- e. I can do it myself.

Hint: Press “my” and “-self” appears on the same key.

- f. It is not your turn to go. It is my turn.

Hint: Press “your” and “my” and look for “turn” on the top row.

- g. Everybody will need help in a little while.

*Hint: Press the **More Words** key to say “everybody.” Select the **Helping verbs** key to find “will.” Select “a-” and look for “little” “while” on the top row.*

- h. I don’t know anything else.

*Hint: Press the **More Words** key to say “anything,” and find “else” on the top row.*

- i. I want to go outside.

*Hint: If needed, press the **MoreWords** key to find “out,” and look for “-side.”*

- j. When did you want to go with me?

Hint: Select the “?” key to say “when.”

- k. I have not eaten with you in a long time.

- l. I don’t know what you were thinking.

- m. I didn’t know when you were coming back.

Hint: Select “did” and look for the negative “-n’t.”

- n. I really have not been working.

o. Are you feeling sick?

*Hint: Find the word “are” in the **QUESTIONS** or **Helping Verbs** category.*

p. I feel really happy about that.

Hint: Select “a-” and look for “about” in the dynamic activity row.

q. I went because I felt better.

Hint: Select “I” and look for the verb “went” on the main page. Select “be-” to say “because.” Select “I feel” and look for “felt” on the top row.

r. You can’t go because you don’t work.

*Hint: Select “can” and look for the negative “-n’t.”
Select “be-” to say “because.”*

s. She doesn’t have anything to do.

*Hint: Select **PEOPLE** to say “she” if it is not on the main page.*

t. I thought a lot about you.

Hint: Select “think” and choose “thought” on the top row

u. I will get up in a little while.

*Hint: Select “get” and look for “up” beside that key.
Select “a-” and look for “little” and “while” on the top row.*

v. She will get up at 8:45.

*Hint: Select the **PEOPLE** key to say “she” if it is not on the main page.
Select the **SPELLING** key to say 8:45.*

w. He said you would do it yourself.

Hint: Press “say” and look for “said” on the top row. “your” + “-self”

x. He will come over to get me at 5:30.

*Hint: Select the “**More Words**” category to say “at.”*

y. She is doing it herself.

z. I want to be in front of you.

Practice Sentences continued...

Sentences using top row Categories and GROUPS – no spelling

- a. I want my red shirt.
*Hint: Find **red** and **shirt** on the **CLOTHES** page.*
- b. Something is hurting. It's my ear.
*Hint: Select the **BODY** or the **HEALTH** page and look for the phrase "**I'm hurting.**"*
- c. I need help with my Accent and Accent.
*Hint: Find **Accent** and **Accent** in the **ASST TECH** page. Notice that each of the **GROUPS** pages includes the options for plural "-s," "**and**," and "."*
- d. I want a yogurt and a cookie please.
*Hint: Speak this entire sentence using the **FOOD** page.*
- e. I have two dogs and one cat.
*Hint: After you say "**I have**," you will need to select the "**MoreWords**" key to access **GROUPS**. You can say "**two dogs and one cat**" using the **ANIMALS** page.*
- f. I like to watch football and Nascar racing.
*Hint: Select **TV/MOVIES** following the verb "**watch.**"*
- g. I went to Maryland on Sunday.
*Hint: Access **states** from **PLACES** or **GEOGRAPHY**. Find "**Sunday**" on **TIME**.*
- h. I need 3 quarters and 2 dimes.
*Hint: Say "**3 quarters and 2 dimes**" using the **MONEY** page.*
- i. I want to watch American Idol and Discovery Channel.
*Hint: Speak this entire sentence using the **TV** page.*
- j. We are learning about planets Mars and Jupiter.
*Hint: Select **ACTIONS** + **L** to find **learning**. Select **SPACE** to find "**planets.**"*
- k. The weather was very cloudy and rainy yesterday.
*Hint: Speak this entire sentence using the **WEATHER** page.*
- l. Merry Christmas and Happy New Year.
*Hint: Speak this entire sentence using the **HOLIDAYS** page.*
- m. A dog lives in a doghouse. A goldfish lives in a fishbowl.
*Hint: Speak these sentences using the **ANIMALS/PETS** page.*
- n. A dog says ruff ruff. A horse says neigh.
*Hint: Speak these sentences using the **ANIMALS/SOUNDS** page.*

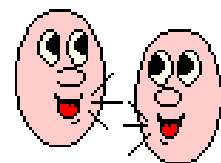
- o. I wanted to go with my friends.
Hint: Find “friend” on the PEOPLE page. Look for the plural “-s” on the top row.
- p. It is time to go I think.
Hint: Select the TIME category to find “time.”
- q. She is bigger than I am.
Hint: Select the DESCRIBE category to find “big” and look for “than” on the top row.
- r. I will go to Burger King this afternoon.
Hint: Select the PLACES category to find “Burger King” and TIME for “afternoon.”
- s. When can you help me get dressed?
*Hint: Select QUESTIONS to find “when.” Select ACTIONS to find “dress.”
Find the “-ed” on the top row. Find the question mark in QUESTIONS.*
- t. I love daffodils and roses.
*Hint: Select the ACTIONS category to find “love” and select “NATURE” to find
“daffodils” and “roses.”*
- u. How much does it cost?
Hint: Select the QUESTIONS category to find “how” and watch the top row.



28-Picture WordPower

***45-Picture WordPower with
Phrases and Categories***

***60-Picture WordPower with
Phrases and Categories***

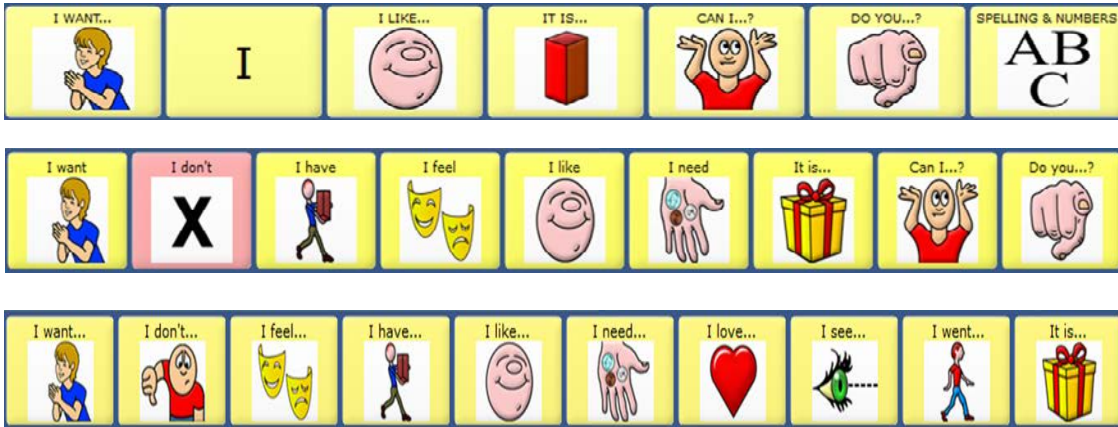


28-Picture WordPower (with phrases and categories)

45 and 60-Picture WordPower with Phrases and Categories

These vocabularies are designed for individuals who benefit from carrier phrases and categories on the main page.

1) Top row – access to phrases and sentences



28 Locations

45 Locations

60 Locations

The activity row provides access to common phrases and sentences as well as common questions such as, “Can I...?” and “Do you want...?” Spend some time exploring this row.

2) Category based words



3) Practice Sentences

The top row consists of “carrier phrases” used to initiate phrases and sentences.

* Remember that words are alphabetized within categories.

- a. **I want** to eat french fries and pizza with mushrooms and cheese.

*Hint: Press the “**smart period**” on the food page to speak the sentence and return to the main page.*

- b. **I like** to eat bananas and carrots.

*Hint: Choose the “**FRUITS VEGS**” category to find “**banana**” and “**carrot**.” Use the “-s” to pluralize. Notice “**and**” is available on all of the category pages.*

- c. **I don’t** like to eat peanut butter and jelly.

- d. **I want** to drink juice please.

*Hint: Notice “**please**” is on the **FOOD** and **DRINKS** page.*

- e. **I don’t** like to play with playdoh.

- f. **I want** more.

Hint: Say this sentence using just the top row.

- g. **I want** to go to McDonald’s.

- h. **I want** to play with a video game.

*Hint: Notice “**with**” is on the **TOYS** and **GAMES** page.*

- i. **I want** to listen to my iPod.

- j. **I like** to watch American Idol.

- k. **Do you** like to watch Discovery Channel?

*Hint: Press the “**smart question mark**” to speak the sentence.*

- l. **I feel** good. **I feel** happy. **I feel** tired. **I feel** hungry.

*Hint: Add any feelings to the **FEELINGS** page that are needed.*

- m. **I don’t** feel good.

- n. **It is** my turn.

Hint: Say this phrase using just the top row.

- o. **I need** help.

- p. **I need** my medicine.

*Hint: Add any specific needs to the **NEEDS** page that are indicated.*

- q. **Can I** go to the beach?
- r. **I want** to go to see dad.
*Hint: Select “see” to access the **PEOPLE** page and “dad.”*
- s. **Can I** go to see dad?
- t. **I like** to read.
Hint: Select the infinitive “to” to open two pages of high frequency verbs.
- u. **I don’t** want to swim.
Hint: Select the infinitive “to” to open two pages of high frequency verbs.
- v. **I want** to call dad.
*Hint: Select the infinitive “to” to open two pages of high frequency verbs.
Find “dad” on the **PEOPLE** page.*
- w. **I have** one cat and two dogs.
*Hint: Select the category **ANIMALS** to say “one cat and two dogs.”*
- x. **I like** black cats.
*Hint: Select the category **ANIMALS** to say “black cats.”*
- y. **I want** my red shoes and blue pants.
*Hint: Select the category **CLOTHES** to say “red shoes” and “blue pants.”*
- z. I have a headache. I have a stomach ache.
*Hint: Select the **HEALTH** category to say these sentences.*
- aa. The weather is very cloudy today. The weather was sunny yesterday.
*Hint: Select the category **WEATHER** to say these sentences.*
- bb. The day is (day), (month) (#), (year)
*Hint: Select the category **TIME** to say this sentence.*
- cc. **I like** baseball and Nascar racing.
*Hint: Select the category **SPORTS** to say “baseball” and “Nascar racing.”*
- dd. Something is hurting. It’s my ear.
*Hint: Select the **BODY** or the **HEALTH** page and look for the phrase “I’m hurting...”*
- ee. I need 3 quarters and 2 dimes.
*Hint: Say the entire sentence using the **MONEY** page.*
- ff. Merry Christmas and Happy New Year.
*Hint: Speak this entire sentence using the **HOLIDAYS** page.*

gg. A dog lives in a doghouse. A goldfish lives in a fishbowl.

*Hint: Speak these sentences using the **ANIMALS/PETS** page.*

hh. A dog says ruff ruff. A horse says neigh.

*Hint: Speak these sentences using the **ANIMALS/SOUNDS** page.*

ii. **I like** daffodils and roses.


*Hint: Select the **ACTIONS** category to find “love” and select “**NATURE**” to find “daffodils” and “roses.”*



60-Picture WordPower Enhanced

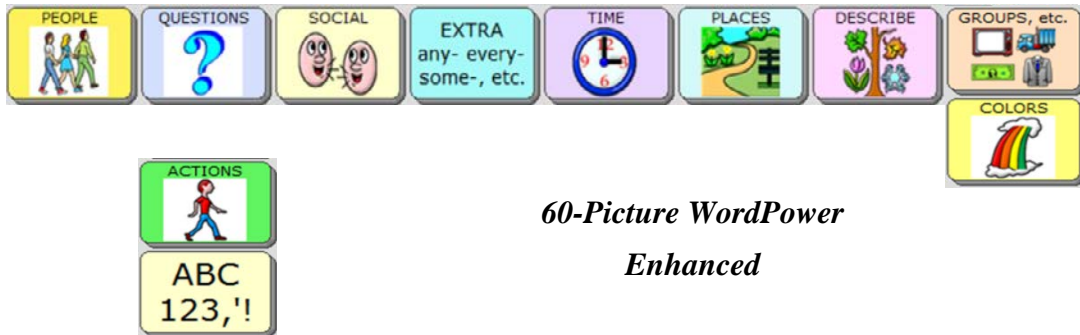
| | | | | | | | | | |
|----------------------|----------|------------|----------------|------------|-------------------------------------|-----------|------------|--------------|------------------|
| I | me | PEOPLE | QUESTIONS | SOCIAL | EXTRA any- every- some-, etc. | TIME | PLACES | DESCRIBE | GROUPS, etc. |
| it | my | is | to | come | finish | all | good | more | COLORS |
| he | she | do | drink | eat | get | go | at | and | a- |
| they | we | can | like | help | open | play | for | in | the |
| you | your | don't | ACTIONS | put | read | stop | off | out | that |
| CLEAR DISPLAY | yes | no | ABC 123, '! | want | turn | watch | on | with | this |

*A new AAC vocabulary and
approach to communication for
WordPower users*



Let's get to know the 60-Picture WordPower Enhanced vocabulary design

1) Category Links



60-Picture WordPower Enhanced

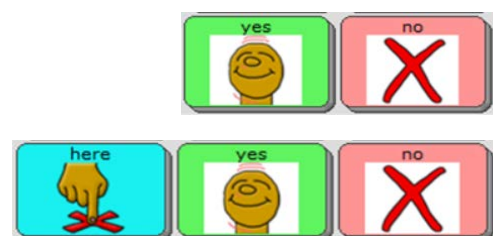
***Take time to explore the categories accessed by these linking keys.*

| | |
|-----------------|-----------------------------------------------------------------------------------------------------------------------------|
| a – PEOPLE | A page set up to be customized with names of friends and family. |
| b – QUESTIONS | Question words and social questions. Words lead to word completion. options or logical next words. Smart “. ? !” available. |
| c – SOCIAL | Greetings, interjections, high frequency sentences and personal information |
| d – EXTRA WORDS | Provides access to extra high frequency words, ie. prepositions, conjunctions, indefinite pronouns. |
| e – TIME | Time related words. “ The day is... ” opens a set up pages for telling the date. |
| f – PLACES | Common places arranged by categories of buildings, home, outside and school . |
| g – DESCRIBE | Two pages of describing words, alphabetized and color-coded. |
| h– GROUPS | A page of semantic categories, etc. |
| i – COLORS | A page of COLORS including some common pronoun phrases. |
| j – ACTIONS | Verbs programmed in alphabetical order. The QWERTY keyboard page provides actions categorized by initial letter. |

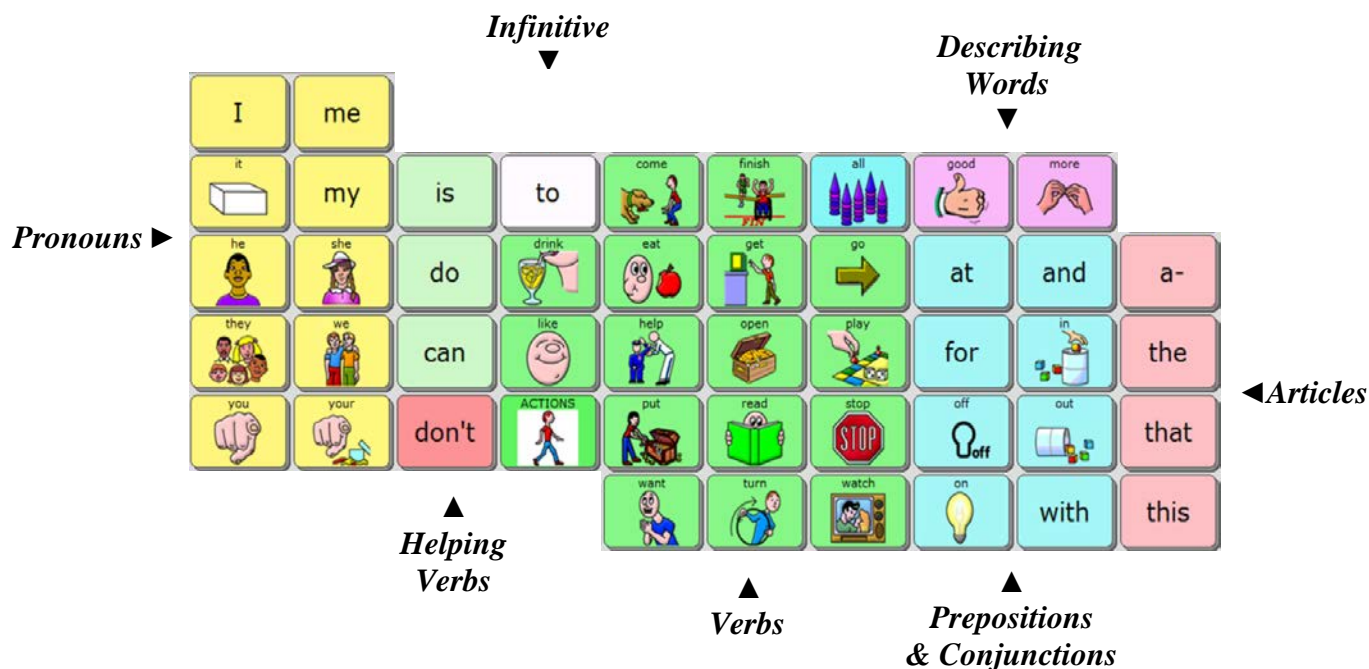
2)

****NOTE:** “YES” and “NO” appear on the main page following the smart “. ” “?” & “!”

“HERE” “YES” and “NO” appear on the main page following “CLEAR DISPLAY”



3) Single-Hit Words – 60-Picture WordPower Enhanced



***Refer to pages 35 – 44 for beginning training and tutorial in use of this vocabulary.

What's new about 60-Picture WordPower Enhanced??

1 – Some of the categories on the main page that are normally programmed to close automatically after one hit, include the option of “Page Lock.” When Page Lock is selected, that page will stay open until the system operator chooses to close the page.



2 – When you choose the “Spelling” keyboard from the main page, you’ll see that there are links for a “Beginning Keyboard” that does not include word prediction, as well as a “Beginning Numbers” page.

3 – Choose the DESCRIBE page and you’ll notice a new organization. On the right half of the page you will see words that generally refer to emotions. On the left, most of the words are organized into opposite pairs: big-little, right-wrong, fast-slow, etc.

4 – Several high-frequency core verbs link directly to their related categories: “drink, eat, play, read, watch, feel, hurt, listen, and wear.”

5 – Find a low-tech board developed for this vocabulary within DEVICE-TOOLS.

6 – Find a link to several EARLY BOOKS and book templates on the READING page.

7 – GROUPS pages (category pages) now include some basic core vocabulary words. This new organization allows one to generate full sentences from the main core page of 60-PWP Enhanced as well as from within the categories.

Try these sentences starting within a category. Notice that the same motor pattern is used whether speaking the sentence from the main page or from within the categories.

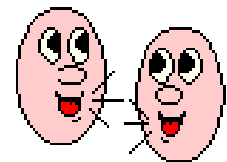
- a. **COLORS -** I want the red please.
What color do you want?
Can I have purple please?
I really love orange.
- b. **PETS -** I want to feed my dog.
Can I pet the cat?
She is a (**FAMILY**) mama rabbit.
What is she doing?
She is (**ACTIONS**) flying.
- c. **ART -** I want to color a picture please.
That is good.
Do you like to paint?
She is painting a picture for him.
- d. **BODY -** My elbow is hurting.
No my stomach doesn't hurt.
I hurt my knee.
What is hurting?
- e. **DRINKS -** Do you want to drink water?
I like drinking hot tea with cream and sugar.
She does not drink chocolate milk.
She drinks lemonade.
- f. **FOOD -** I want to eat pizza with cheese and pepperoni please.
Do you like chips with salsa?
What is your favorite snack?
I want to eat lunch at Taco Bell.
- g. **READING -** Let's read that book again.
I want to read a book about ____.
I like reading to you.
What are you reading?
- h. **TV/MOVIES** Do you want to watch a TV show with me?
I really love watching sports.
What do you like to watch?
PBS is my favorite.



36-Picture WordPower




A 36-location WordPower vocabulary with lots of picture support, words and phrases



Let's get to know the 36-Picture WordPower vocabulary design

1) Category Links



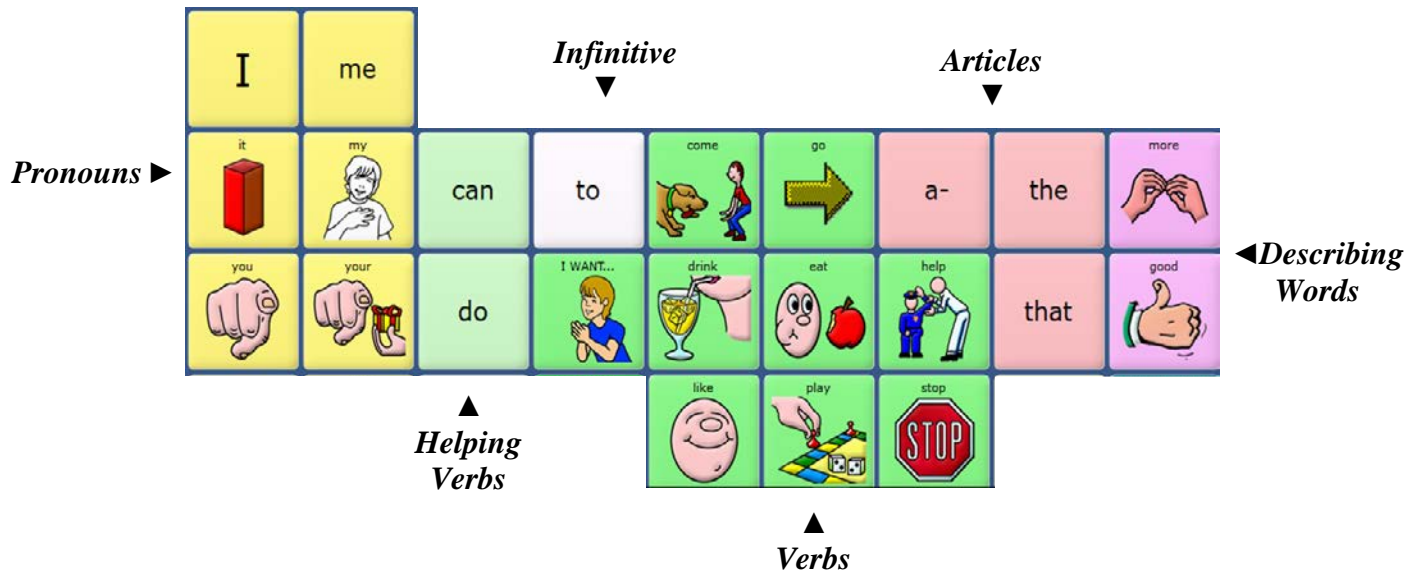
***Take time to explore the categories accessed by these linking keys.*

| | |
|-----------------|------------------------------------------------------------------------------------------------------------------------------------------------|
| a – PEOPLE | A page set up to be customized with names of friends and family. |
| b – QUESTIONS | Question words and social questions. Words lead to word completion. options or logical next words. Smart “. ? !” available. |
| c – PLACES | Common places arranged by categories of buildings , home , outside and school . |
| d – SOCIAL | Greetings, interjections, high frequency sentences and personal information |
| e – TIME | Time related words. “ The day is... ” opens a set up pages for telling the date. |
| f– GROUPS | A page of semantic categories, etc. |
| g – DESCRIBE | Two pages of describing words, alphabetized and color-coded. The DESCRIBE A-Z keyboard page provides adjectives categorized by initial letter. |
| d – EXTRA WORDS | Provides access to extra high frequency words, i.e. prepositions, conjunctions, indefinite pronouns. |
| j – ACTIONS | Verbs programmed in alphabetical order. The ACTIONS A-Z keyboard page provides actions categorized by initial letter. |

*****NOTE: “YES” and “NO” appear on the main and category pages after selecting the smart period “.” and “CLEAR DISPLAY”***



2) Single-Hit Words – 36-Picture WordPower



3) What's unique about 36-Picture WordPower?

a – Several high-frequency core verbs link directly to their related categories:

“drink, eat, play, read, watch, feel, hurt, listen, and wear.”

b – The PLACES category on the main page that normally closes automatically after one hit, includes the option of “Page Lock.”



c – Choose the DESCRIBE page. You'll notice that the right half of the page generally refer to emotions, with negative emotions on the bottom row. On the left, most of the words are organized into opposite pairs: big-little, clean-dirty, cold-hot, etc.

d – Find a link to several EARLY BOOKS and book templates on the READING page.

e – GROUPS pages (category pages) include some basic core vocabulary words. This organization allows one to generate full sentences from the main core page of 30-Picture WordPower as well as from within the categories, using the same motor patterns.

4) Logical next words & Grammar on the main page – how does it work?

Try it out –

- Select “**I WANT**” and notice that the core verbs change to the infinitive form. Say:
I want to come with you. I want to show it to you. I want to play with my doll.
- Select some verbs on the main page such as “**help**,” “**stop**” and “**like**.” Look at the top row of your screen, and you’ll see that the verb endings appear.
- Select the **EXTRA WORDS** key to find prepositions and indefinite pronouns.
- Select the article “**a-**” and you will see examples of logical next words and word completion. You will see options for the phrases and words:
about a long a little a lot a problem
- Select the adjectives “**more**” and “**good**” and you will see examples of logical next words. On the top row, you will see the option to complete the phrases: **more than, good job**
- Select a subject pronoun such as “**I**” or “**you**” on the main page and see how several more **Helping verbs** become available, as well as several more high frequency verbs.
- Select the **QUESTIONS** key to reveal some common “auxiliary verbs” and question words. Try some sentences that begin with a **Helping verb** or **QUESTIONS**:
 - Would you like to go with me? - Are you going to eat at McDonald’s?
 - Wouldn’t you like to go with me? - Did you do a good job?
 - What is she doing? - How much does it cost?
- Several of the core verbs have been programmed to provide direct links to related categories:

eat drink play listen watch feel hurt wear

Try out these sentences:

- I will **eat** peanut butter and crackers.
- I love to **eat** pizza with veggies and cheese.
- I like to **drink** soda with ice.
- Do you want to **play** baseball? (Select the **SPORTS** category after saying “**play**.”)
- I want to **listen** to my **iPod**. (Select the **MUSIC** category after saying “**listen**.”)
- I want to **watch** TV.
- Do you want to **watch** TV with me?
- I am **feeling** really tired.
- I hurt my leg.
- Can I (**ACTIONS**) wear my red shorts?

Take time to go through all of the core words of 30 *Picture WordPower* and familiarize yourself with those keys that include word endings and next word prediction.

Try these sentences starting within a category. Notice that the same motor pattern is used whether speaking the sentence from the main page or from within the categories.

- i. **COLORS -** I want the red please.
Do you want green?
Can I have purple please?
I really love orange.
- j. **PETS -** I want to feed my dog.
I want to pet the cat.
It is a (**FAMILY**) mama rabbit.
The bird lives in a nest.
- k. **ART -** I want to color a picture.
It is green.
I like to paint and (**ART ACTIONS**) cut.
It is my turn to glue.
- l. **BODY -** My elbow is hurting.
I hurt my knee.
My back hurts.
I want the (**COLORS**) white teeth.
- m. **DRINKS -** I needed to drink water please.
I like drinking hot tea with cream and sugar.
I don't like drinking coffee.
My favorite drink is lemonade.
- n. **FOOD -** I want to eat pizza with cheese and pepperoni please.
I don't like to eat popcorn.
My favorite snack is candy.
I like eating at Taco Bell.
- o. **READING -** I want to read the book again.
I want to read a book about ____.
I like reading to you.
I read the comics.
- p. **TV/MOVIES** Let's watch a movie.
I really love watching cartoons.
No, I don't want to see the Disney Channel.
Turn it up please.

Computer Access for 36 Picture WordPower and Accent

Computer access using the Accent can be accomplished in two manners:

- **External computer access** - WordPower vocabulary software also can access an external computer with a cable or a wireless Blue Tooth adapter.
- **Internal computer access** - WordPower vocabulary software directly accesses the integrated Accent computer. To use this feature, your Accent must be “open,” allowing access to the Windows computer features.

External Accent Computer Access through 36 Picture WordPower

Remember that the ACCENT vocabulary software accesses an external computer using a cable or a wireless Blue Tooth adapter. The ACCENT “Output Destination” must be set for “External.”

Bluetooth - Allows you to connect to an external computer with a PRC Bluetooth Wireless Adapter.

USB - Allows you to connect to an external computer with the USB to USB cable that came with your device.

GO TO THE ACCENT TOOLBOX & SELECT OUTPUT MENU

****Set the following:**

- **Output Destination** > **EXTERNAL**
- **Host Computer Type** > **IBM**
- **Output Method** > Select **Bluetooth** or **USB** cable
If using a cable, connect it between the computer and the Accent.
If using Bluetooth, you must **Pair** your Bluetooth adapter with the Accent.
- **Calibrate the Mouse**

TURN COMPUTER ACCESS ON



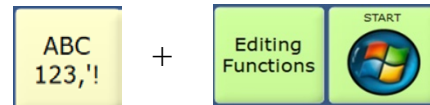
ACCESS THE WORDPOWER KEYBOARD

The “ABC 123,!” key located on the main page of 36 Picture WordPower provides access to the external computer access functions programmed.





ACCESS TO COMPUTER FUNCTIONS

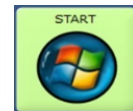


START MENU

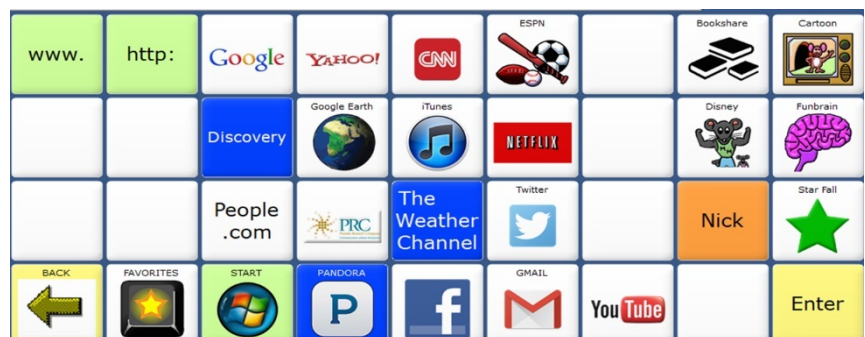
The **START MENU** provides access to your computer and its applications.

***Let's see how this works:

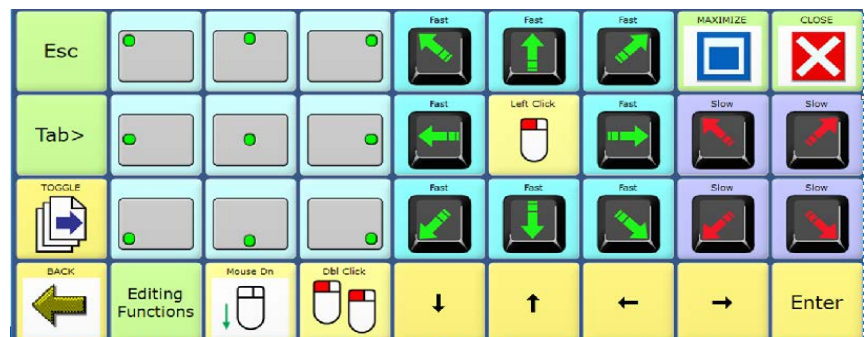
- Select **START** and then start to spell “**word**.” Use the down arrow key to select **WordPad**, and open that program by selecting **ENTER**.
- Select **START** and then start to spell “**calculator**” . . .
- Select **START** and then start to spell “**control panel**” . . .
- Select **START** and then start to spell “**Google**,” etc.



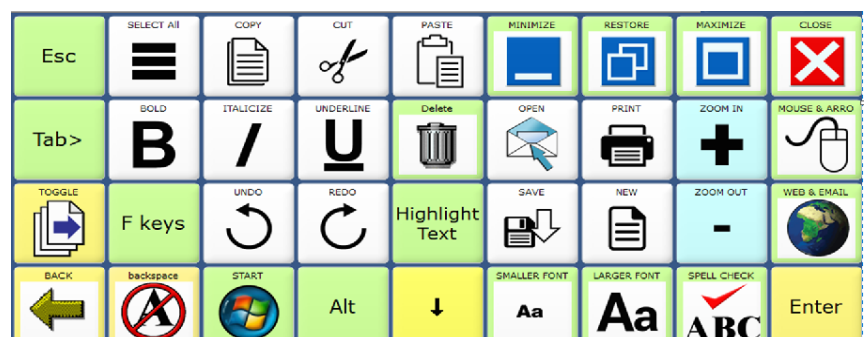
WEB & EMAIL



MOUSE & ARROWS



EDITING FUNCTIONS



Internal Accent Computer Access through 36 Picture WordPower

GO TO THE ACCENT TOOLBOX & SELECT OUTPUT MENU

****Set the following:**


- | | | | |
|---|---------------------------|---|------------------|
| - | Output Destination | > | INTERNAL |
| - | Output Mode | > | IMMEDIATE |

The **DESKTOP** key is found by selecting **GROUPS** or **DEVICE-TOOLS**. Try out this key.


The **DESKTOP** key enables the Accent “keyboard mode” and provides access to the internal computer commands. The row at the bottom of the screen provides full access to the computer. From here, the “close” key will re-launch the 36-Picture WordPower vocabulary.



ACCESS TO INTERNAL COMPUTER FUNCTIONS



PROGRAMS & WEBSITES




*****Try this out:**

- Select **PROGRAMS**, **You Tube**, **OPEN You Tube**, and use arrows to navigate video options. Search for videos by selecting **SCROLL** and **KEYBOARD**.
- Select **PROGRAMS**, **GOOGLE**, and **KEYBOARD** to search.
- Select **PROGRAMS**, **WORDPAD**, and **OPEN WORD**
- etc.

START MENU



MOUSE OPTIONS



**a) Continuous Mouse Moves, or
b) Mozilla Mouseless Browsing**

COMPUTER TOOLS



**copy, cut, paste, screen toggle,
minimize, maximize, font size, etc.**

ARROWS & TAB



BACK TO CORE VOCABULARY



**COPY & PASTE TEXT FROM ACCENT MESSAGE WINDOW
TO ANY OPEN COMPUTER APPLICATION PROGRAM**



Customizing WordPower and Picture WordPower for Accent

Vocabulary Modifications

WordPower for Accent is a vocabulary application program based on single-hit core vocabulary, category-based core vocabulary, spelling and word prediction. To customize the *WordPower* vocabulary, the programmer needs to know three standard Accent operations:

- a) Modify pages
- b) Add words to the word predictor
- c) Customize the pronunciation dictionary

Each of these functions can be completed in *WordPower* without entering the Toolbox.

a) Modify Pages

Try it: Add a name to the PEOPLE page

- Open the **PEOPLE** page
- Access the **SETUP KEY** by selecting the key on the upper right of the device
- Select a cell to modify
- Select the **Spell Text for Message** key and type in a name
- Add an icon by selecting **Change Icon** if desired
- Select **OK** when modifications are complete



Try it: Add a store to the STORES page

- Open the **PLACES** page, and then select the link to **STORES**
- Access the **SETUP KEY** by selecting the key on the upper right of the device
- Select a cell to modify
- Select the **Spell Text for Message** key and type in the name of a place
- Add an icon by selecting **Change Icon** if desired
- Select **OK** when modifications are complete

b) Add words to the word predictor

Try it: Add a word that would not normally be in the Accent's word predictor. Someone's last name is a good bet. You will not want a word ending for a name.

- Select **DEVICE-TOOLS** on the top row, or on the **GROUPS** page.
- Select the key that says "Add a word to the word predictor"
- Enter the proper spelling and select **OK**
- If the word to be added has a word ending, type a similar word. Otherwise, select Cancel or OK for no endings.

Try it: You may also want to add an unusual noun that isn't in the word predictor.

Hint: If you wish to add a simple noun with only the plural –s word ending, enter the word "shoe" when you are asked to enter a word with similar endings.

c) *Customize the pronunciation dictionary*

Try it: Think of an unusual word or name and check to see if the Accent pronounces it correctly. If not, add it to the dictionary.

- Select **DEVICE-TOOLS** on the top row, or on the **GROUPS** page.
- Select the key that says “**Change a word’s pronunciation**”
- Enter the proper spelling of the word to be added, then select **OK**
- Enter the pronunciation, then select **OK**

Computer Access with WordPower and Accent

Computer access using the Accent can be accomplished in two manners:

- ***External computer access*** - WordPower vocabulary software also can access an external computer with a cable or a wireless Blue Tooth adapter.
- ***Internal computer access*** - WordPower vocabulary software directly accesses the integrated Accent computer. To use this feature, your Accent must be “open,” allowing access to the Windows computer features.

Internal Accent Computer Access through WordPower

The **DESKTOP** key is found by selecting **GROUPS** or **DEVICE-TOOLS**, and then look to the upper right portion of the WordPower display. Try out these keys.

The **DESKTOP** key enables the Accent “keyboard mode” and provides access to the internal computer. The row at the bottom of the screen provides full access to the computer. From here, the **WORDPOWER** key will re-launch the WordPower vocabulary.



****NOTE:** The “Output Destination” located in the Accent **OUTPUT MENU** must be set for “Internal” for integrated computer access to work.

Internal Computer Access On



Start Menu



To navigate within the Start Menu, use the **arrow keys**, or swipe the screen directly.


Select an option using **Enter** .



When finished exploring the **Start** menu, exit using



Programs and Keyboard




Select the **Programs** key and notice the programs that can be accessed.

Open **WordPad** by selecting this key



After **WordPad** opens, enlarge the font by selecting **SMALLER** or **LARGER FONT**.



***your computer screen must be active for this to work*

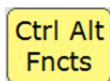
The  key allows the user to copy text from the Accent message window to any computer application.

You can also send text using the keyboard



You have keyboard shortcut control of your computer through the

Control and Alt keys ( )



The **Ctrl Alt Fncts** key opens to a page of computer **Ctrl** functions and high frequency keyboard commands; the **Alt** key; **F** keys










The **Alt** key allows computer Alt functions. Computer menus and functions can be accessed by selecting **ALT** + the underlined letter of the menu (_)

Keyboard Shortcut Commands

- **Ctrl+A** Select all
- **Ctrl+B** Bold
- **Ctrl+C** Copy
- **Ctrl+E** Exit
- **Ctrl+F** Find
- **Ctrl+I** Italicize

- *Ctrl+N* New file
- *Ctrl+O* Open a window
- *Ctrl+P* Print
- *Ctrl+Q* Quit
- *Ctrl+S* Save
- *Ctrl+U* Underline
- *Ctrl+V* Paste
- *Ctrl+W* Close a document
- *Ctrl+X* Cut
- *Ctrl+Z* Undo

Font Size - adjust **Ctrl** +  or 

Window Size -  **TOOLS** +   
(Maximize , Restore , Minimize )


Screen Toggle -  +  + 

Toggles between open applications on the computer


Try it out: Open at least two computer programs found in  such as **Calculator, WordPad, Firefox, etc.**

*Close the **Programs** page and toggle between these programs using the Toggle function*

Mouse Options - 




- a) Mozilla Mouseless Browsing (MLB) enables you to browse the web entirely with a numbers keyboard. You just type the number and then select ENTER.







- b) “Continuous mouse movements” is also an option. Try moving your mouse by selecting a fast or slow key. Select any key or hit your switch to stop the mouse movements.


Copying text from the Accent message window to a computer program

- The  key allows the user to copy text from the Accent message window any computer application.


Try it out:

- Close all open computer programs on the Accent.
- Use the  key to return to WordPower vocabulary
- Generate text into the Accent message window that you will next be copying to a **WordPad** document
- Select  and then the  key, and open the **WordPad** application
- Now use the  tool to paste your text into **WordPad**

Internet Access



Select  to find a page of frequently used websites


If your browser is already open, you can select the **www.** and **http://** keys and then type in the rest of your web address.

Use the  **Bookmarks** key with the arrows to scroll through bookmarked sites

Try using one of your **MOUSE OPTIONS**   to explore internet sites

Windows 10 Access

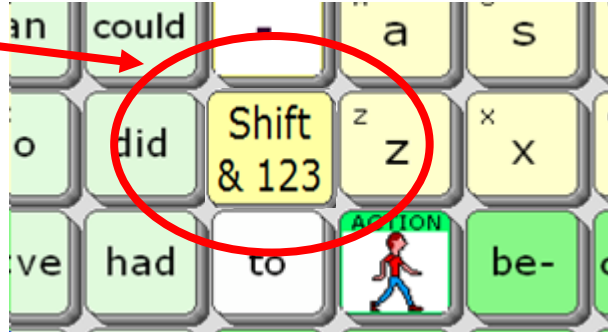
If you have a Window 8/10 Accent device, use the  and  keys to access the Windows 8/10 apps and Charms.

Select the  key to toggle back to the computer desktop.

External Accent Computer Access through WordPower

The “**Shift & 123**” key located on the main page of WordPower provides access to most of the external computer access functions programmed.

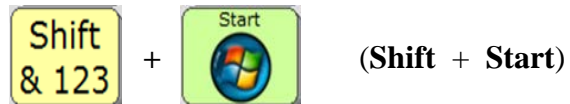
Remember that the ACCENT vocabulary software accesses an external computer using a USB cable or a wireless Blue Tooth adapter. The ACCENT “Output Destination” must be set for “External.”




Computer Access On and Off



Start Menu



*To navigate within the Start Menu, use the appropriate program **letters**, or the **arrow keys**.*

Select an option using 

Keyboard Shortcuts and Computer Functions



Select the **Shift** key to access computer access commands. This page includes web navigation tools, and access to high frequency keyboard commands, FKeys, and mouse moves.



The **Alt** key allows computer Alt functions. Computer menus and functions can be accessed by selecting **ALT** + the underlined letter of the menu (_).



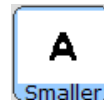
The **Ctrl & Fncts** key opens to a page of computer **Ctrl** functions and high frequency keyboard commands.

Keyboard Shortcut Commands

| | | |
|--------------------------|------------------|-----------------------------|
| | • <i>Ctrl+A</i> | Select all |
| | • <i>Ctrl+B</i> | Bold |
| | • <i>Ctrl+.</i> | Escape/Cancel |
| | • <i>Ctrl+C</i> | Copy |
| | • <i>Ctrl+E</i> | Exit |
| | • <i>Ctrl+F</i> | Find |
| | • <i>Ctrl+I</i> | Italicize |
| | • <i>Ctrl+N</i> | New file |
| | • <i>Ctrl+O</i> | Open a window |
| | • <i>Ctrl+P</i> | Print |
| | • <i>Ctrl+Q</i> | Quit |
| | • <i>Ctrl+S</i> | Save |
| | • <i>Ctrl+U</i> | Underline |
| | • <i>Ctrl+V</i> | Paste |
| | • <i>Ctrl+W</i> | Close a document |
| | • <i>Ctrl+X</i> | Cut |
| | • <i>Ctrl+Z</i> | Undo |
| E-mail related shortcuts | • <i>Ctrl+M</i> | Write e-mail |
| | • <i>Ctrl+ R</i> | Read e-mail |
| | • <i>Ctrl+I</i> | Compose AOL Instant Message |

Font Size - adjust

Ctrl +



or



Window Size -



(Minimize , Restore , Maximize , Close  X)

Screen Toggle -

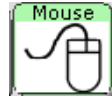


+



Toggles between open applications on the computer

Mouse Movements –



The ACCENT has continuous mouse movements. Try moving your mouse by selecting a fast or slow key. Select any key to stop the mouse movements.

Internet Access

Several features have been programmed into *WordPower* to make browsing the Internet easy and efficient.



When the **www.** key is selected, the address bar on your internet browser will be highlighted and ready for you to add the remaining portion of the web address.

The **Websites** key opens to a page of frequently used web pages.

The **E-mail Address** key opens to an e-mail address book that can be individually customized.

Connecting the Accent to an external Computer with Bluetooth Adapter

IMPORTANT! Before you plug your wireless adapter into your computer:

Notice that the wireless adapter has a PRC label on one side and a label with the icon of a small switch on the other. The switch label covers a small switch called the “pair button”.

You will have to press the pair button during the set-up process. Depending on where the USB ports are on your computer, it may be difficult to reach the switch on the adapter and also reach your VTL. You may want to ask someone to help you.

1. Plug the Bluetooth wireless adapter into the USB port on your computer. Remember where the “pair Switch” is on the adapter. The LED on the adapter may flash for a moment when you plug it in.
2. On your device, go to the Toolbox and open the **OUTPUT MENU**.
3. Set **Output** to **ON**.
4. Set **Output Method** to **Bluetooth**.
5. Press the **Pair with BT Adapter** option.
6. You will see a yellow box telling you to **press the Pair button on the adapter**. Press the **button under the small switch label** on the Bluetooth adapter.
7. The LED on the adapter will begin to blink. When you see a solid blue light, the adapter has paired with your device and computer. This can take up to 20-30 seconds.
8. Exit the **OUTPUT MENU** and return to your WordPower vocabulary.
9. Open a word document or an application you can type into.
10. As you generate text with your device, the information should appear on your computer screen.

Note: It does not matter in what order you perform steps 6 and 7. You can press the Pair button on the adapter first, then press the Pair option in the OUTPUT MENU or vice-versa.

Once your adapter is paired with your computer, it should always be paired. You can remove it from your computer and the next time you plug it in, the LED should turn red and it should be ready to go as long as your OUTPUT MENU is set correctly.

The Bluetooth adapter has a wide range. Your device and the adapter do not have to “see” each other to work.

Therapy materials and resources for WordPower

Got to www.inmaninnovations.com and select **Resources** at the top of your screen.

wordpower™ *and* *Picture Wordpower*™

Credits

Accent is a registered trademark of Prentke Romich Company.

Minspeak and Unity are registered trademarks of Semantic Compaction Systems.

AAC Keys was developed and is distributed by the AAC Institute.

Boardmaker is a registered trademark of the Mayer-Johnson Company, Solana Beach, CA.

Windows 3.1, Windows '95, Windows '98, Windows 2000, Windows XP and Windows 7 are trademarks of Microsoft Corporation.

I would like to acknowledge Semantic Compaction Systems for the use of their icons in the development of *WordPower* and *Picture WordPower*. Many of these icons were originally inspired by Words Strategy® and Unity®, and they are now used in this body of work.

The Prentke Romich Company (PRC) has a number of resources for people interested in learning more about AAC in general and PRC products and services.

Contact information:

1022 Heyl Road
Wooster, OH 44691

Tel: 800-262-1933
Fax: 330-263-4829
E-mail: info@prentrom.com
Web: www.prentrom.com